

ENR THE TOP 500

Overview p. 64 // Profitability p. 64 // Top 500 Volume p. 64 // Backlog p. 64 // Markets' Share of Total Revenue p. 65
Revenue by Owner Type p. 65 // Domestic and International Staff Hiring p. 65 // International Market Analysis p. 66
Past Decade's Design Revenue p. 66 // The Boardwalk at Bricktown Aims High p. 68 // Top 500 Dialogue pp. 70, 74
Top 20 Design Firms by Sector pp. 71-73 // Top 50 Designers in International Markets p. 75
Top 100 Pure Designers p. 76 // Dattner's Wellness-Oriented Development in Brooklyn p. 77 // Dubai's Ceramic Tower p. 78
How to Read the Tables p. 78 // Top 500 Design Firms List pp. 79-88 // Where to Find the Top 500 pp. 90-91

NUMBER 82

DIAMONDS Skidmore, Owings and Merrill (SOM) is designer on the Sany IROOTECH headquarters in Guangzhou, China. Floors are suspended from the external diagrid structure, eliminating the need for internal columns, the firm says. The diagrid design also shows better performance during seismic events, it adds.



RENDERING COURTESY OF SOM

Artificial Intelligence Ramps Up

With a rise in design services and ongoing labor challenges, can AI-powered tech help firms work smarter? By Emell Adolphus and Jonathan Keller



Commentary from the Top 500 Design Firms in 2024 reveals a shift in the use of artificial intelligence to complement design services. Last year, AI was the exception more than the rule, but this year more design professionals aim to integrate tech into operations. With ongoing labor challenges, rising interest rates and supply chain disruptions still driving up construction costs, firms say AI could be the X factor that helps projects stay profitable.

From 2022 to 2023, global Top 500 design revenue rose 12.5% to \$137.8 billion, with domestic revenue up 12.7%, to \$116.9 billion, and international revenue rising 11.7% to \$21 billion. Since pre-pandemic 2020, overall revenue for Top 500 firms has increased 33.5%—reflecting a growing demand for design services that underscores the industry’s pressing labor recruitment and retention challenges.

“This includes engineers, surveyors, landscape architects and planners,” says Brent Mutti, firmwide production manager at Kimley-Horn, which is ranked No. 10 on the Top 500 list.

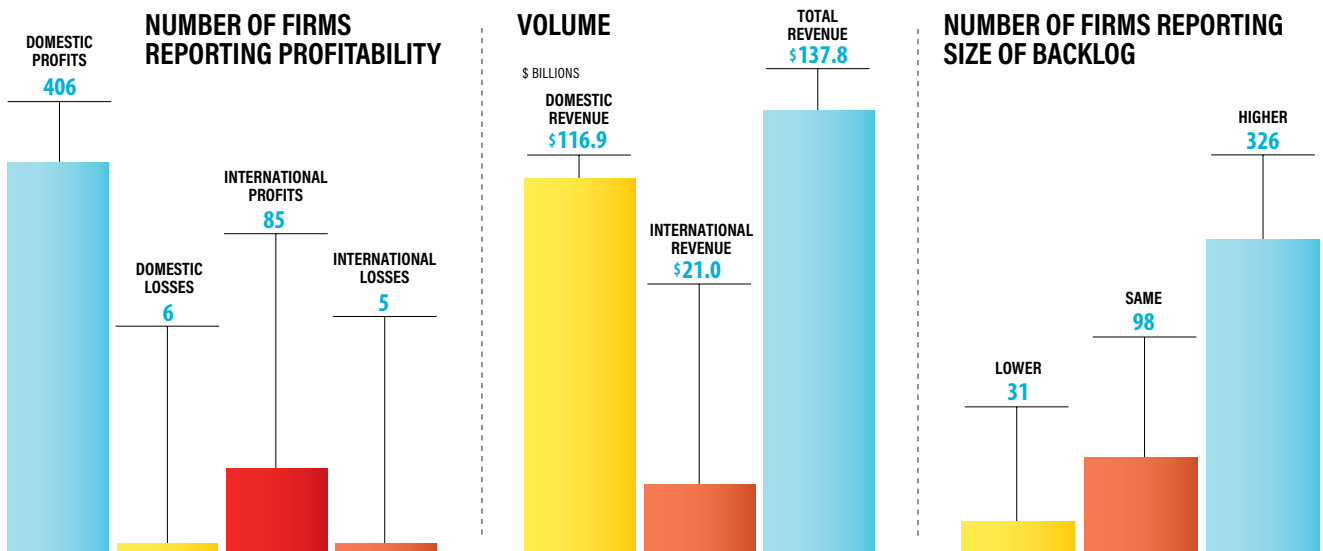
“Compounding this issue is the declining graduation rates for STEM majors, which points to a long-term trend that is likely to only get more challenging,” from design to the construction trades, he says.

A Tumultuous Talent Market

In its first quarter 2024 Engineering Business Sentiment Study released in February, the American Council of Engineering Companies (ACEC) found that 51% of 571 firms surveyed turned down work in the past three months “due to workforce shortages.”

Of those, 88% reported that they are “being more

2022-23 at a Glance



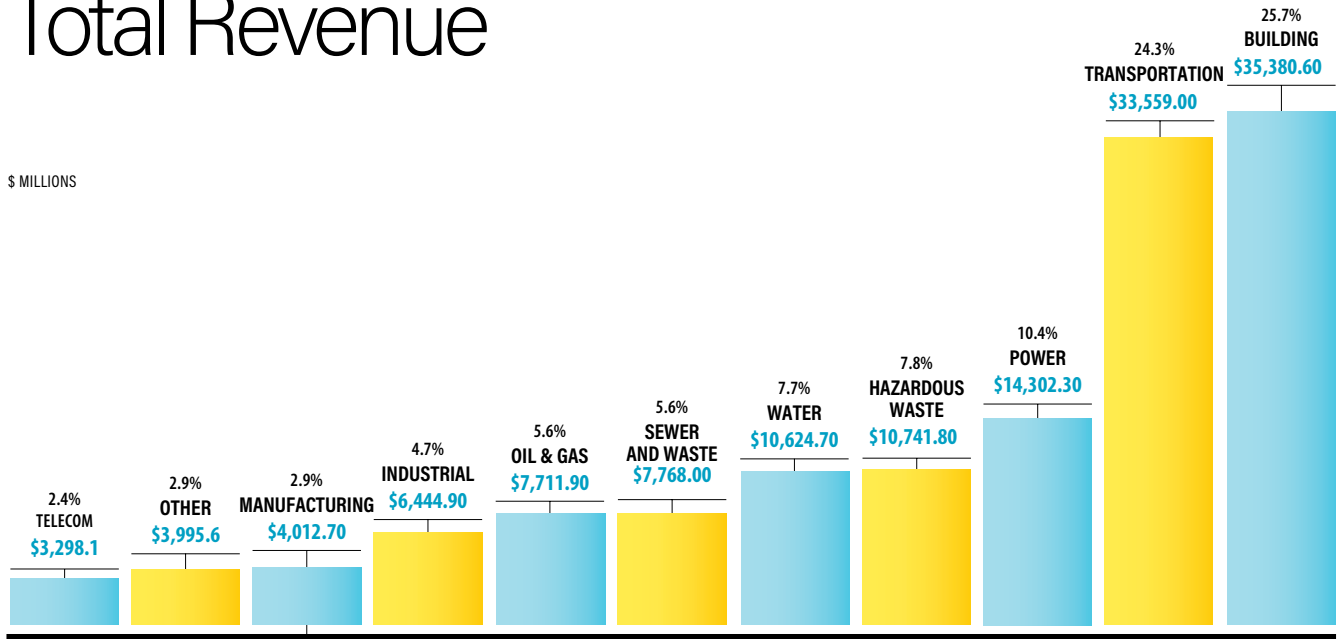
#1

JACOBS is supporting Ultra Safe Nuclear Corporation (USNC) UK Ltd. to design and develop a new micro modular reactor.

OVERVIEW

Markets' Share of Total Revenue

\$ MILLIONS



selective about the projects they are accepting” because of workforce shortages, up 8% from the survey released last year.

For many firms, being selective about projects comes down to numbers, says DCCM Chairman and CEO James F. Thompson. The Houston-based firm is ranked No. 130.

“In simple terms, we do not have the raw numbers of adequate engineering talent in our various marketplaces to meet our needs,” he says, adding that the firm plans to change “what is commonly deemed the acceptable compensation structure for all levels of staff” to offset a change in project capacity. As a result, Thompson anticipates a “needed change in the costing of our projects, and I see this as the most critical challenge facing our industry,” he says.

DCCM’s cost restructuring plans are consistent with the ACEC report, which found that “wage inflation is the biggest single concern among firm executives” entering the 2024 construction season. Political disruption from the upcoming presidential election was second.

479

Top 500 firms also filed last year.

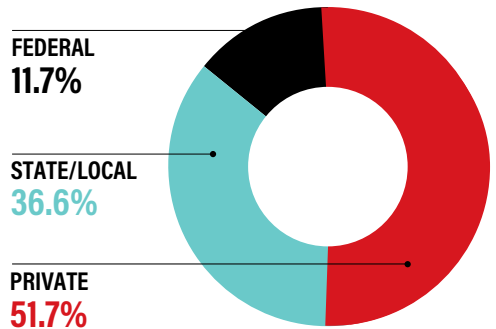
84.6%

of firms report revenue rose between 2022 and 2023.

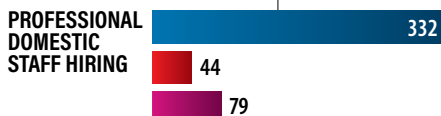
\$88.7

million is median firm revenue in 2023, up 11.3%.

PERCENT SHARE OF TOTAL REVENUE BY OWNER TYPE



While the workforce need can be daunting to firms, “it is a great problem to have,” says Bartlett & West CEO Joe Caldwell, “but a huge challenge regardless.” Ranked No. 258, the firm added nearly 100 employee-owners to its head count last year, and the firm continues to see its backlog grow, he adds. According to Caldwell, this has allowed Bartlett & West to be “more selective

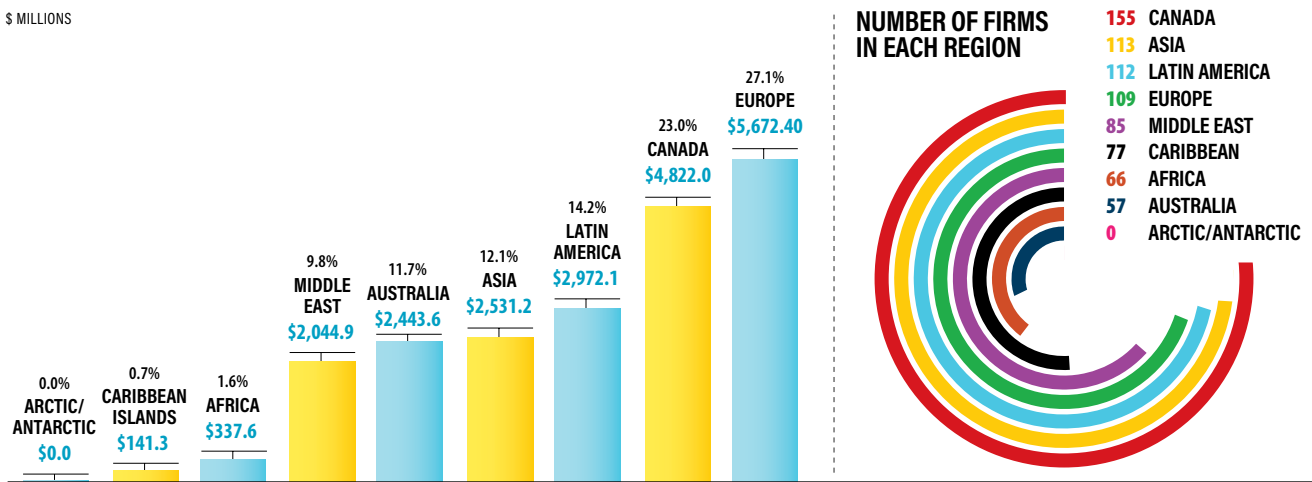


(MEASURED IN FIRMS REPORTING)

SOURCE: ENR

International Market Analysis

\$ MILLIONS



and pursue projects that set us and our clients up for long-term success.”

Behind the Numbers

Revenue gains for this year’s Top 500 firms are evenly distributed among list participants. Of the 479 firms who filed this year and last, 84.6% increased their rev-



“Employee expectations have changed dramatically in the past few years, from demands for greater equity to changing work-life balance!”

Terri Ulrick, President and CEO, BWBR

enue. Median firm revenue rose 11.3%, from \$79.7 million last year to \$88.7 million this year, up 30.6% from pre-pandemic 2020.

Although most sectors have recovered from pandemic challenges, supply chain disruptions linked to global political and climate crises are once again driv-

ing up materials costs, explains Anirban Basu, chairman and CEO of Sage Policy Group and a construction sector economist. “We are starting to see some pressures on shipping costs,” he says, also noting price increases in some materials. Megaprojects are resource-intensive initiatives “that are just soaking up so much of the construction material that [it] drives up the price for everybody,” he adds.

Adding to increased costs are higher loan interest rates set by the Federal Reserve to curtail inflation, which “put the industry on hold essentially,” says Humphreys and Partners Chief Innovation Officer Walter Hughes. “Current economic conditions tightened lending conditions and fairly high construction costs have hindered new developments.”

Keeping firm operations flexible has enabled BWBR to better help clients navigate economic uncertainty, said President and CEO Terri Ulrick.

“Employee expectations have changed dramatically in the past few years, from demands for greater equity to changing requirements for work-life balance,” says Ulrick. “While I believe BWBR’s renovated offices and commitment to flexible, hybrid work have positioned us well, we must also help our clients meet these challenges and evolve their own thinking in order to create spaces that support and inspire success.”

COMPARING THE PAST DECADE’S DESIGN REVENUE

\$ BILLIONS

SOURCE: ENR



Missing Skills

As Top 500 designers look to fill open positions, many firm representatives say they have implemented internship and professional development programs to help bridge the knowledge gaps between retiring longtime workers and less experienced new hires.

“There is a notable gap between Baby Boomers who are exiting the industry via retirement and Millennials who are in the market but without the level of experience that is leaving,” explains Mitch Smith, chairman

and CEO of MG2, which ranks at No. 240. He says the firm is bridging the skills gap by “partnering team members” who are less experienced with those who are more experienced.

“Architecture is a knowledge and expertise-driven profession,” adds Smith. “The complexity of the industry is accelerating tremendously on all fronts. It has been exceedingly difficult for the depth of knowledge in talent to stay on pace with the changes in the industry.”

A shortage of talent hampers the AEC sector’s ability to grow and excel—spurring more companies to invest in ways to retain employees for the longer term.

“Architecture and engineering students usually don’t receive any sort of formal business instruction as part of their education,” says Richard W. Humann, president and CEO of H2M architects + engineers. Ranked No. 220, the Melville, N.Y.-based firm’s in-house Learning + Development Academy provides entry-level and leadership-level employees with learning opportunities in public speaking, project management and more.

“We prefer to give our employees the skills they need to advance into leadership roles here at H2M rather than hire someone from outside the organization to run things,” he says.

No. 338-ranked design firm Plummer makes similar investments to develop employee core skills for career advancement. “Leadership, communications and emotional intelligence are sometimes missing in our available labor market,” says CEO Chris Young. “I believe these skill-sets can be grown and developed.”

Professional Development

GHD uses an internal professional development strategy that focuses on “upskilling” employees through dynamic learning and experiences.

“This approach also allows us

Mixed Use | By Jonathan Keller



AO (No. 210) is architect for the Boardwalk at Bricktown, a proposed 2.7-million-sq-ft mixed-use development in Oklahoma City. Designed to be the tallest structure in the U.S. at 1,907-ft, its developer, Matteson Capital, has secured financing. The project has been approved by the city planning commission but awaits approval by the city council. The full structure will include a 480-key hotel and 110,000 sq ft for retail, dining and entertainment.

The Top 500 Dialogue



What industry innovation would you say has had the largest impact on your career?

#130
on the
Top 500 List



JAMES F. THOMPSON, CHAIRMAN AND CEO
DCCM
Houston

Having been in this industry now for over 40 years, I never thought I'd live long enough to see infrastructure engineering become "sexy." This is truly the golden age of engineering, given the variety of needs to meet our industry demands.



#300
on the
Top 500 List

ABUL ISLAM, PRESIDENT AND CEO
AI ENGINEERS
Middletown, Conn.

Fragmentation in the AEC industry has been a major challenge in the past, and the quest to bring this industry at par has been a long one. However, with new technology, we see a significant move towards integration, sustainability and resiliency.



In the next 50 years, what do you think will be the next big industry innovation?

#474
on the
Top 500 List



MICK GRONEWOLD, CEO
FEHR GRAHAM
Freeport, Ill.

Incorporating automated construction sites, AI systems and software platforms. I see more materials benefiting the environment and human health. Construction won't just be structures but also ecosystems, communities and sustainability.



#318
on the
Top 500 List

SHANNON KAPLAN, PARTNER
AKF GROUP
New York City

I see us shifting to where commoditized portions of design become almost exclusively completed by AI, and engineering is focused more on system selection—a bridge between what exists in the field, software and troubleshooting and commissioning.

The Top 20 Design Firms by Sector

1		TRANSPORTATION
RANK		Top 20 Revenue: \$19.1 Billion
2024	2023	Top 20 Market Share: 56.9%
1	1	AECOM
2	2	JACOBS SOLUTIONS INC.
3	3	HNTB COS.
4	4	WSP USA
5	5	HDR
6	6	PARSONS CORP.
7	7	KIMLEY-HORN
8	10	ATKINSRÉALIS
9	8	STANTEC INC.
10	9	TYLIN
11	11	STV
12	12	GANNETT FLEMING
13	13	MICHAEL BAKER INTERNATIONAL
14	15	TRANSYSTEMS
15	14	KIEWIT CORP.
16	16	JOHNSON MIRMIRAN & THOMPSON INC. (JMT)
17	18	MOTT MACDONALD
18	17	RS&H INC.
19	19	EXP
20	**	ARUP US INC.

2		GENERAL BUILDING
RANK		Top 20 Revenue: \$13.2 Billion
2024	2023	Top 20 Market Share: 37.3%
1	1	AECOM
2	2	GENSLER
3	3	JACOBS SOLUTIONS INC.
4	4	KIMLEY-HORN
5	5	PERKINS&WILL
6	6	STANTEC INC.
7	7	HDR
8	9	HKS
9	8	TETRA TECH
10	10	WSP USA
11	11	HOK
12	15	IMEG CORP.
13	13	UNIVERSAL ENGINEERING SCIENCES
14	12	TERRACON CONSULTANTS INC.
15	**	POPULOUS
16	16	DLR GROUP
17	**	WILLDAN
18	18	CANNONDESIGN
19	14	PAGE
20	19	ARCADIS NORTH AMERICA

3		INDUSTRIAL PROCESS/ OIL & GAS
RANK		Top 20 Revenue: \$10.7 Billion
2024	2023	Top 20 Market Share: 75.6%
1	1	FLUOR
2	4	BECHTEL
3	3	JACOBS SOLUTIONS INC.
4	6	INTERTEK-PSI
5	8	HARGROVE ENGINEERS & CONSTRUCTORS
6	5	WOOD PLC
7	7	BURNS & MCDONNELL
8	12	S&B
9	13	AUDUBON
10	9	IPS-INTEGRATED PROJECT SERVICES LLC
11	**	ARCADIS NORTH AMERICA
12	11	CRB
13	14	BARRY-WEHMILLER DESIGN GROUP
14	10	KIEWIT CORP.
15	15	WSP USA
16	18	TETRA TECH
17	19	DENNIS GROUP
18	**	FOTH COS.
19	**	CDI ENGINEERING SOLUTIONS
20	16	STANTEC INC.

to maximize the diversity of our people and capture non-traditional expertise that can be redeployed or quickly upskilled to address talent shifts and shortages,” says Jan Sipsma, its chief people officer. “We have been on a journey over the past year to activate three key approaches that are critical to addressing the evolving



“Navigating the labor market comes with its own set of challenges, including securing specialized talent.”

Fiona Cousins, Americas Chair, Arup

nature of the labor market: a skills-based organization, workflow-centered learning and learning partnerships.”

Balancing project and owner demands and navigating the labor market adds another level of complexity to managing talent resources—including securing those who are specialized in the areas of sustainability and

health care, says Fiona Cousins, Arup’s Americas Chair.

“Finding experienced professionals who excel in leadership and possess specialized knowledge is critical to our mission of shaping a more sustainable world,” she adds. “We’ve established structured professional development programs to guide talent from entry-level roles such as graduates to seasoned experts, fostering growth within our organization.”

Arup is “grappling with the multifaceted challenge of aligning our projects with the pressing global issues of climate change, social equity and biodiversity loss,” Cousins says. “This challenge is emblematic of broader trends in the AEC industry, where the impact of our decisions extends far beyond the immediacy of the built environment.”

AI as the ‘X Factor’

Along with their investments in developing traditional employee skills, many Top 500 firms also say they are testing out artificial intelligence-powered technology to complement their design operations with hopes of giving their companies a competitive edge.

“We see a significant need for talent in all areas of engineering and construction management,” says Andy Platz, CEO and chair of Mead & Hunt, which is ranked

The Top 20 Design Firms by Sector

4		POWER	5		HAZARDOUS WASTE	6		WATER
RANK		Top 20 Revenue: \$10.2 Billion Top 20 Market Share: 71.3%	RANK		Top 20 Revenue: \$9.6 Billion Top 20 Market Share: 89.8%	RANK		Top 20 Revenue: \$8.1 Billion Top 20 Market Share: 76.2%
2024	2023		2024	2023		2024	2023	
1	1	BURNS & MCDONNELL	1	1	JACOBS SOLUTIONS INC.	1	3	AECOM
2	2	JACOBS SOLUTIONS INC.	2	3	TETRA TECH	2	1	TETRA TECH
3	3	BLACK & VEATCH	3	4	FLUOR	3	2	JACOBS SOLUTIONS INC.
4	6	SARGENT & LUNDY	4	2	AECOM	4	4	STANTEC INC.
5	5	TRC COS. INC.	5	5	ARCADIS NORTH AMERICA	5	6	CDM SMITH
6	4	POWER ENGINEERS INC.	6	6	LEIDOS	6	5	HDR
7	8	KIEWIT CORP.	7	7	BECHTEL	7	7	ARCADIS NORTH AMERICA
8	9	ENTRUST SOLUTIONS GROUP	8	9	GEOSYNTEC CONSULTANTS	8	8	BLACK & VEATCH
9	7	WSP USA	9	8	TRC COS. INC.	9	9	CAROLLO ENGINEERS
10	10	TETRA TECH	10	11	GHD	10	10	HAZEN AND SAWYER
11	11	LEIDOS	11	10	WSP USA	11	11	MICHAEL BAKER INTERNATIONAL
12	12	HDR	12	**	STANTEC INC.	12	**	GEI CONSULTANTS INC.
13	13	NV5 GLOBAL INC.	13	**	ATLAS TECHNICAL CONSULTANTS	13	13	GHD
14	15	STANTEC INC.	14	12	RAMBOLL	14	14	BROWN AND CALDWELL
15	16	ENERCON SERVICES INC.	15	13	TERRACON CONSULTANTS INC.	15	**	KIMLEY-HORN
16	14	AECOM	16	20	CDM SMITH	16	15	BURNS & MCDONNELL
17	18	ULTEIG ENGINEERS INC.	17	16	ATKINSRÉALIS	17	12	WSP USA
18	19	ELECTRICAL CONSULTANTS INC.	18	14	PARSONS CORP.	18	17	FREESE AND NICHOLS INC.
19	**	SAM LLC	19	15	BURNS & MCDONNELL	19	20	ARDURRA GROUP INC.
20	**	TERRACON CONSULTANTS INC.	20	17	LANGAN	20	16	GANNETT FLEMING

at No. 81. “Looking to the future, it will be critical to have staff with engineering and construction management education and skills—but we also aspire to use new technologies that invite the opportunity to perform these jobs differently.”

Platz says the integration of artificial intelligence is having a remarkable impact on everyone involved in project teams.

“AI has the potential to not only improve the efficiency of our teams and the quality of our projects but also help address staff shortages,” he points out. “By delegating tasks to AI, from communication to the design process, its tools offer both promise and risk,

and as such they must be managed by licensed professionals to ensure the quality of the work performed.”

AO Managing Partner RC Alley says the No. 210-ranked firm has been actively experimenting with ways to integrate artificial intelligence into its practice as it begins to take off in the AEC sector.

“We firmly believe that AI is not just a passing trend but a permanent fixture in our industry,” he says. “We have found that AI serves as a powerful tool for design ideation and research. During the conceptual phase, it enables our designers to explore multiple alternatives and visualize possibilities, significantly augmenting our creative vision.”

Additionally, Alley points out that the company has leveraged artificial intelligence tools for zoning and research validation, enabling it to quickly explore alternative paths that have marginal impacts on employee workload.

“While we embrace benefits that AI brings to our practice, we remain grounded in the understanding that these can never fully replace our accumulated real-world expertise,” he says. “Our commitment to blending cutting-edge technology with human insight ensures we deliver the best possible outcomes for clients and communities.”



“AI has the potential to not only improve the efficiency of our teams and the quality of our projects but also help address staff shortages.”

Andy Platz, CEO and Chair, Mead & Hunt

The Top 20 Design Firms by Sector

7		SEWER AND WASTE	8		MANUFACTURING	9		TELECOMMUNICATIONS
RANK		Top 20 Revenue: \$5.0 Billion Top 20 Market Share: 64.6%	RANK		Top 20 Revenue: \$2.8 Billion Top 20 Market Share: 69.1%	RANK		Top 20 Revenue: \$2.4 Billion Top 20 Market Share: 72.5%
2024	2023		2024	2023		2024	2023	
1	1	JACOBS SOLUTIONS INC.	1	1	JACOBS SOLUTIONS INC.	1	1	JACOBS SOLUTIONS INC.
2	2	TETRA TECH	2	2	SSOE GROUP	2	3	TOWER ENGINEERING PROFESSIONALS
3	4	SCS ENGINEERS	3	3	GHAFARI ASSOCIATES LLC	3	2	BURNS & MCDONNELL
4	3	AECOM	4	4	INTERTEK-PSI	4	4	CONGRUEX
5	7	BROWN AND CALDWELL	5	7	EXYTE AMERICAS HOLDING INC.	5	9	KIMLEY-HORN
6	6	HDR	6	6	PAGE	6	6	CORGAN
7	8	HAZEN AND SAWYER	7	11	GRESHAM SMITH	7	8	HDR
8	5	CDM SMITH	8	**	BUILD GROUP	8	7	WSP USA
9	9	CAROLLO ENGINEERS	9	**	ROCKFORD CONSTRUCTION CO.	9	15	SALAS O'BRIEN
10	11	BLACK & VEATCH	10	**	ARCADIS NORTH AMERICA	10	5	BLACK & VEATCH
11	10	STANTEC INC.	11	**	MATRIX TECHNOLOGIES INC.	11	16	GENSLER
12	12	WOODARD & CURRAN	12	**	RAMBOLL	12	11	KCI TECHNOLOGIES INC.
13	13	GHD	13	**	BECHTEL	13	10	EXP
14	17	ARDURRA GROUP INC.	14	10	BURNS & MCDONNELL	14	13	AECOM
15	14	GEOSYNTEC CONSULTANTS	15	12	ATKINSRÉALIS	15	**	OLSSON INC.
16	16	KIMLEY-HORN	16	**	HALEY & ALDRICH INC.	16	**	SYSKA HENNESSY GROUP
17	15	WSP USA	17	13	TETRA TECH	17	17	TERRACON CONSULTANTS INC.
18	**	TYLIN	18	15	WUNDERLICH-MALEC ENGINEERING INC.	18	12	BECHTEL
19	20	FREESE AND NICHOLS INC.	19	**	THE LAMAR JOHNSON COLLABORATIVE (LJC)	19	19	WILLDAN
20	19	BURNS & MCDONNELL	20	5	FLUOR	20	14	NETWORK CONNEX



“While we embrace AI, we remain grounded in the understanding that it can never fully replace our real-world expertise.”

RC Alley, Managing Partner, AO

Black & Veatch, ranked No. 14, says it is also developing a digital strategy to leverage the full potential of AI, value creation, innovation and sustainable growth.

“This initiative is providing us with the framework and capability for successful AI adoption, requiring careful planning, investment and commitment to ethical and responsible usage” of the technology, says Shibu Cherian, the company’s interim chief information officer. MG2 CEO and Chairman Smith summed up the proliferation of AI use among design firms as “exciting,” but says the technology is “daunting to comprehend.”

“The prospects for AI transforming how we pro-

duce our work are high, but the technologies are still developing,” says Smith. “We are actively exploring multiple platforms to evaluate how they might bring efficiencies to the practice, but at the same time we are implementing protocols to protect the security of our system.”

Like the industry’s adoption of Revit and BIM technologies, AI is primed to transform the design process in an even faster time frame, explains HMC Architects President and CEO Brian Staton.

“Going into the future, technology is going to continue to change this profession with BIM and artificial intelligence,” he says. “We are going to shift from drawings to solutions with thought-leadership being front and center. It will be about being innovative and solutions driven. No more drawings.”

Tech Integration

Beyond AI, Top 500 firms say they are exploring full digital integration at their companies to improve efficiency and reduce labor waste.

Arup is close to achieving “true digital and physical integration” with the help of digital twins employing AI algorithms, explains Gideon D’Arcangelo, Americas digital services portfolio leader.

The Top 500 Dialogue

What markets are proving to be hot markets for your firm amid current economic conditions?

#475
on the
Top 500 List



H. KIT MIYAMOTO, GLOBAL CEO
MIYAMOTO INTERNATIONAL
Sacramento, Calif.

In the U.S., we have been increasing education and health care markets, which were drivers of our revenue in 2023. Internationally, our disaster and post-war recovery and reconstruction sector has the highest growth and return.

#250
on the
Top 500 List



STEVEN R. OLSON, PRESIDENT
CESO
Miamisburg, Ohio

Since the pandemic, the world has become even more driven by convenience, automation, door-to-door delivery and supply chain protection. That translates into hot markets for CESO, including auto-convenience stores, truck stops, retail and restaurants, in redesigning the customer experience.

What approaches have you taken to further diversity, equity and inclusion at your firm?

#36
on the
Top 500 List



ERIC EUTING, EQUITY, DIVERS. & INCLUS. DIR.
ARUP
New York City

We take a holistic approach to inclusion at Arup by including conversations about cognitive diversity, ability, language and cultural differences, in addition to identities of gender, race and ethnicity and sexual orientation.

#55
on the
Top 500 List



JARED M. GREEN, CHIEF DIVERSITY OFFICER
LANGAN
Parsippany, N.J.

We continue to push toward a more equitable environment, educating our employees on potential unconscious biases and exploring tactics to eliminate these factors from our hiring and general work processes.

“Digital twins are emerging as one part of the puzzle in achieving sustainable outcomes for buildings,” he says. “A digital twin can enable ‘what-if’ scenario planning and use feedback loops to look for ways to optimize energy use, saving owners and operators money and offering benefits for the planet.”

According to D’Arcangelo, “The more we connect our digital capabilities to sustainable outcomes, the more we will progress toward our collective goals as an industry.”

At GZA, President and CEO Patrick Sheehan says a mix of virtual reality, digital twins and telemetry is helping the firm deliver near real-time information and decision-making to clients.

“We are also seeing the benefits of augmenting these technologies with other tools such as machine learning,” he contends. “Additionally, our use of drones to capture image and LiDAR data is significantly improving service delivery to our clients, improving both response time and accuracy of deliverables.”

According to Thomas McCarthy, CEO of No. 41-ranked design firm Page, digital whiteboarding has amplified the design firm’s collaboration capabilities internally and with extended project teams. “It pulls people together quickly, regardless of their location,” he says.

Mixed reality and digital engineering take that process one step further at GHD. President Kumar Para-

kala says the technology enables the firm to harness the best of virtual and physical domains.

“It allows users to create an integrated and immersive virtual environment where real and digital elements coexist and enable a common ground for all stakeholders,” says Parakala, explaining that company employees leverage the technology as a way to support multidisciplinary team collaboration. “Liberated from geographical barriers, projects are visualized in a visually rich, interactive space that allows technical and non-technical users and audiences to better understand project complexities—and this is only one of many possibilities.”

Technology integration adds to a firm’s flexibility, says HMC Architects Chief Technology Officer Bill Kwon. “As we have all experienced during and post-pandemic, being digitally nimble in collaboration has made us even more effective in sharing ideas, collective design activity, and faster validation,” he says. “Virtual reality remains a more niche channel. Digital twins remain an important aspect in asset operational efficiency, but the true promise is how a fully sensed building opens great potential to enhance interactive and [experiential] design.”

Kwon adds that “the rise of AI is rapidly impacting both how we design and deliver drawings and models. The capabilities continue to outpace expectations and rate of change.”

The Top 50 Designers in International Markets

RANK		FIRM	RANK		FIRM	RANK		FIRM
2024	2023		2024	2023		2024	2023	
1	1	AECOM	18	23	ARUP US INC.	35	38	INTROBA INC.
2	2	JACOBS SOLUTIONS INC.	19	17	PERKINS&WILL	36	37	THORNTON TOMASETTI
3	3	FLUOR	20	26	BURNS & MCDONNELL	37	40	GANNETT FLEMING
4	4	TETRA TECH	21	19	KOHN PEDERSEN FOX	38	44	NV5 GLOBAL INC.
5	5	EXP	22	27	SARGENT & LUNDY	39	39	WOOLPERT INC.
6	7	BECHTEL	23	21	SKIDMORE OWINGS & MERRILL	40	47	SALAS O'BRIEN
7	8	INTERTEK-PSI	24	24	NORR	41	46	MOFFATT & NICHOL
8	6	HDR	25	29	IPS-INTEGRATED PROJECT SERVICES LLC	42	**	JLL
9	9	PARSONS CORP.	26	22	WSP USA	43	**	GEI CONSULTANTS INC.
10	11	ARCADIS NORTH AMERICA	27	18	KIEWIT CORP.	44	42	WALDEMAR S. NELSON AND CO. INC.
11	10	GENSLER	28	16	PAGE	45	**	COWI NORTH AMERICA
12	12	GHD	29	25	MORRISON HERSHFIELD	46	**	CRB
13	13	TYLIN	30	31	JENSEN HUGHES	47	48	COLLIERS ENGINEERING & DESIGN
14	14	BLACK & VEATCH	31	**	EGIS USA	48	34	PERKINS EASTMAN
15	28	POPULOUS	32	30	HOK	49	41	POWER ENGINEERS INC.
16	15	CDM SMITH	33	32	GEOSYNTEC CONSULTANTS	50	**	HART HOWERTON
17	20	MOTT MACDONALD	34	36	HKS			

The Top 100 Pure Designers

RANK	FIRM	FIRM TYPE	RANK	FIRM	FIRM TYPE	RANK	FIRM	FIRM TYPE
1	JACOBS SOLUTIONS INC.	M	36	WILLDAN	E	71	SAM LLC	M
2	WSP USA	M	37	ATLAS TECHNICAL CONSULTANTS	M	72	HALFF	M
3	HDR	M	38	COLLIERS ENGINEERING & DESIGN	M	73	ENERCON SERVICES INC.	E
4	STANTEC INC.	AE	39	IMEG CORP.	E	74	SSOE GROUP	EA
5	KIMLEY-HORN	M	40	HAZEN AND SAWYER	E	75	MOFFATT & NICHOL	M
6	ARCADIS NORTH AMERICA	M	41	LANGAN	E	76	PAPE-DAWSON ENGINEERS LLC	E
7	HNTB COS.	M	42	KCI TECHNOLOGIES INC.	M	77	PERKINS EASTMAN	A
8	GENSLER	A	43	ACTALENT	E	78	PBK	M
9	TRC COS. INC.	M	44	TRANSYSTEMS	E	79	HATCH ASSOCIATES CONSULTANTS INC.	E
10	TERRACON CONSULTANTS INC.	M	45	CAROLLO ENGINEERS	E	80	CIVIL & ENVIRONMENTAL CONSULTANTS INC.	M
11	LEIDOS	E	46	JOHNSON MIRMIRAN & THOMPSON INC. (JMT)	M	81	GARVER	M
12	INTERTEK-PSI	M	47	VHB	E	82	MERRICK & CO.	AE
13	EXP	AE	48	CORGAN	A	83	FREESE AND NICHOLS INC.	M
14	NV5 GLOBAL INC.	E	49	ENGINEERING CONSULTING SERVICES (ECS)	E	84	MOREGROUP	AE
15	SARGENT & LUNDY	E	50	CHA CONSULTING INC. (CHA)	M	85	H.W. LOCHNER INC.	E
16	POWER ENGINEERS INC.	M	51	RS&H INC.	M	86	BENESCH	M
17	GHD	M	52	LJA ENGINEERING	E	87	KPFF CONSULTING ENGINEERS	M
18	MICHAEL BAKER INTERNATIONAL	M	53	POPULOUS	A	88	VOLKERT INC.	E
19	GANNETT FLEMING	M	54	DLR GROUP	M	89	SWCA ENVIRONMENTAL CONSULTANTS	ENV
20	TYLIN	AE	55	GREENMAN-PEDERSEN INC. (GPI)	E	90	PENNONI	M
21	DEWBERRY	M	56	ATWELL LLC	M	91	DAVID EVANS ENTERPRISES INC.	E
22	PERKINS&WILL	A	57	CANNONDESIGN	AE	92	BGE INC.	E
23	MOTT MACDONALD	E	58	THORNTON TOMASETTI	EA	93	RMA COS.	M
24	UNIVERSAL ENGINEERING SCIENCES	M	59	SMITHGROUP	A	94	VERDANTAS	M
25	STV	AE	60	RUMMEL KLEPPER AND KAHL LLP	E	95	GHAFARI ASSOCIATES LLC	EA
26	ARUP US INC.	M	61	OLSSON INC.	E	96	STANLEY CONSULTANTS	EA
27	GEOSYNTEC CONSULTANTS	M	62	WOODARD & CURRAN	E	97	ULTEIG ENGINEERS INC.	E
28	HKS	A	63	BOWMAN CONSULTING GROUP	M	98	ZGF	M
29	SALAS O'BRIEN	M	64	GRESHAM SMITH	M	99	BARR ENGINEERING CO.	E
30	BROWN AND CALDWELL	E	65	GEI CONSULTANTS INC.	E	100	FOTH COS.	E
31	PAGE	M	66	MEAD & HUNT INC.	EAC			
32	ENTRUST SOLUTIONS GROUP	E	67	SKIDMORE OWINGS & MERRILL	M			
33	HOK	AE	68	WESTWOOD PROFESSIONAL SERVICES	M			
34	KLEINFELDER	M	69	ARDURRA GROUP INC.	M			
35	WOOLPERT INC.	M	70	JENSEN HUGHES	E			

KEY TO TYPE OF FIRM
 A=architect, E=engineer, EC=engineer-contractor
 AE=architect-engineer, EA=engineer-architect
 ENV=environmental, GE=geotechnical engineer
 GS=geospatial, P=planner, O=other and M=multiple (see list).
 Other combinations are possible. Firms classified themselves.

LIST RANKS DESIGN FIRMS WHO DID NOT REPORT GENERAL CONTRACTING REVENUE IN 2023.

According to Scott Crawford, principal and landscape architect at RDG Planning and Design, the use of AI and more digital tools are advancing design to be a fully visual process.

“At RDG design is a very creative and visual process, and the faster we make it immersive, the easier it is to generate consensus on ideas and alignment around inspired design,” Crawford says.

“We now utilize AI to instantaneously process design constraints and parametric requirements into millions of potential options, sorted through optimization routines and a decision hierarchy to arrive at tens of workable solutions. This allows our team to quickly



For expanded content on ENR's Top Lists, see [ENR.com/toplists](https://enr.com/toplists).

curate viable solutions as a baseline for exploration—saving hundreds of hours in design.”

Design Hot Spots

Related to market health for design firms, the American Institute of Architects/Deltek Architecture Billings Index, released in February, reached 49.5. It's below its targeted 50 score, but a modest increase after months of decline that began in July 2023.

“There are indicators this month that business conditions at firms may finally begin to pick up in the coming months,” said AIA Chief Economist Kermit Baker in a statement on the latest index. “Inquiries into new

Urban Planning | By Jonathan Keller



Dattner Architects (**No. 451**) developed the master plan for Alafia, a wellness-oriented resilient development in the East New York neighborhood of Brooklyn, N.Y. It will provide more than 2,400 units of affordable housing, including for seniors. Located on a 28-acre decommissioned public site, the project is part of New York State's \$1.4-billion Vital Brooklyn initiative and is designed to be contained in a 15-minute walking radius. All residential buildings are designed to be Passive House certified. The site will have its own microgrid and added energy generation from rooftop solar arrays. Phase 1A of construction, including 452 housing units, is underway.

projects grew at their fastest pace since November, and the value of newly signed design contracts increased at their fastest pace since last summer.”

He added, “Given the moderation of inflation for construction costs and prospects for lower interest rates in the coming months, there are positive signs.”

Median revenue for Top 500 firms self-identifying as architects increased 14.2% to \$58.4 million in 2023, from \$51.1 million in 2022. Median revenue for architects is up 20.9% since 2019.

All main design markets that ENR tracks increased revenue between 2022 and 2023 except for oil and gas, which fell 6.7% after a slight resurgence last year. The manufacturing market, boosted by federal funding, experienced the largest growth, up 40.9% to \$4 billion this year, representing a full sector recovery since it fell 55% between 2019 and 2020.

The power and industrial process markets, both up 23%, and water supply, up 20.7%, are other notable ascents. Those three markets have also seen the most growth since 2019—with power up 71.8% since that last pre-pandemic reading, industrial process rising 71.7% and water supply climbing 53%.

A Transition Period

Leading water and industrial engineer Kennedy Jenks says it is experiencing the same market pressures as its clients, “such as inflation on the cost of doing business and running our projects,” says President and CEO Keith London. “Supply chain pressures have eased considerably in the last year, but pressures from inflation remain.”

Amid increasingly complex challenges, the AEC sector finds itself in a period of transition, say Top

500 firm executives.

At Orbital Engineering, that transition is reflected in a re-configuring of its leadership style. “We continue to drive accountability and responsibility to lower level leaders so better decisions can be made at earlier stages,” says Dylan Lewis, president and chief legal counsel. “To the extent individuals down the ladder don’t have that decision-making authority, they are least understanding of business reasons behind the issues, so information flows up to the appropriate decision-makers more quickly and in a concise manner.”


RDG’s Crawford says the transition of workers, leadership and technology are challenges “shared by the industry overall.” Yet what sets firms apart is their willingness to embrace innovative solutions.

“We’ve been aware these issues were on the near horizon in recent years and have been making preparations to ensure our success,” says Crawford. “They are now fully upon us and ... the challenges will be fully met in 2024. That said, we are successfully embracing them and are enthusiastic about the future we’re forging together.” ■

By Emell Adolphus and Jonathan Keller

Skyscrapers | By Jonathan Keller

Dubai Tower Has Tallest Ceramic Facade



DeSimone Consulting Engineers (**No. 241**) provided engineering services on the 64-story Al Wasl Tower in Dubai. Designed by UNStudio in collaboration with Werner Sobek, the skyscraper will have the world’s tallest ceramic facade, DeSimone says.

The facade’s overlay of interlaced, angled fin-shaped tiles will regulate the building’s internal temperature and provide shade from the sun, while reflecting sunlight into the interior. The system will also help mitigate

ambient external noise. The facade’s lighting system, designed by Arup, is located behind the fins and is powered by PV panels at the car park building below.

The 1.86-million-sq-ft tower boasts a range of renewable solutions for energy efficiency, such as solar thermal panels for hot water and bronze-coated reflective glazing to enhance thermal performance.

Construction is expected to be completed in the third quarter.

How to Read the Tables

KEY TO TYPE OF FIRM

A architect, **E** engineer, **EC** engineer-contractor, **AE** architect-engineer, **EA** engineer-architect, **ENV** environmental, **GE** geotechnical engineer, **GS** geospatial, **P** planner and **O** other. Other combinations are possible. Firms with too many disciplines to accommodate inline are designated **M**. Their full lists can be found on the side of each page. Firms classified themselves.

Companies are ranked according to revenue for design services performed in 2023 in \$ millions (*). Those with subsidiaries are indicated by (†). For information on subsidiaries and where each firm worked outside of the U.S., see www.enr.com.

**Firms not ranked last year. Some markets may not add up to 100% due to omission of “other” miscellaneous market category and rounding. NA-Not available.

General Building as a category includes commercial buildings, offices, stores, educational facilities, government buildings, hospitals, medical facilities, hotels, housing, etc.

Hazardous Waste includes chemical and nuclear waste treatment, asbestos and lead abatement, etc.

Industrial Process comprises pulp and paper mills, steel mills, nonferrous metal refineries, pharmaceutical plants, chemical plants, food and other processing plants, etc.

Manufacturing includes auto, electronic assembly, textile plants, etc.

Petroleum includes refineries, petrochemical plants,

offshore facilities, pipelines, etc.

Power comprises thermal and hydroelectric power plants, waste-to-energy plants, transmission lines, substations, cogeneration plants, etc.

Sewerage / Solid Waste includes sanitary and storm sewers, treatment plants, pumping plants, incinerators, industrial waste facilities, etc.

Telecommunications comprises transmission lines and cabling, towers and antennae, data centers, etc.

Transportation includes airports, bridges, roads, canals, locks, dredging, marine facilities, railroads, tunnels, etc.

Water Supply includes dams, reservoirs, transmission pipelines, distribution mains, irrigation canals, desalination and potability treatment plants, pumping stations, etc.

RANK 2024	2023	FIRM	FIRM TYPE	2023 REVENUE \$ MIL.		GENERAL BUILDING	MANUFACTURING	POWER	WATER SUPPLY	SEWER / WASTE	INDUS. / PETROLEUM	TRANSPORTATION	HAZARDOUS WASTE	TELECOM
				TOTAL	INT'L									
51	47	RAMBOLL, Arlington, Va.	E	481.0	29.4	7	14	12	5	11	2	0	42	8
52	57	IMEG CORP., Rock Island, Ill.	E	477.8	1.3	92	4	0	0	0	2	3	0	0
53	55	HAZEN AND SAWYER, New York, N.Y.	E	476.4	3.2	0	0	0	36	64	0	0	0	0
54	50	SCS ENGINEERS, Long Beach, Calif.†	ENV	473.7	2.1	0	0	0	0	82	0	0	18	0
55	46	LANGAN, Parsippany, N.J.†	E	468.0	18.0	53	0	13	0	0	0	4	29	1
56	48	KCI TECHNOLOGIES INC., Sparks, Md.†	M	466.7	0.0	10	0	15	3	3	0	46	1	17
57	**	ACTALENT, Hanover, Md.†	E	456.4	29.5	0	8	30	0	0	0	0	0	6
58	65	TRANSYSTEMS, Kansas City, Mo.	E	453.6	0.0	0	0	0	0	0	0	100	0	0
59	51	HARGROVE ENGINEERS & CONSTRUCTORS, Mobile, Ala.†	M	451.5	5.5	0	0	3	0	0	96	0	0	0
60	60	CAROLLO ENGINEERS, Walnut Creek, Calif.	E	445.8	4.0	0	0	0	45	55	0	0	0	0
61	59	JOHNSON MIRMIRAN & THOMPSON INC. (JMT), Hunt Valley, Md.†	M	429.2	0.0	2	0	0	1	4	0	93	0	0
62	58	VHB, Watertown, Mass.	E	429.1	0.0	24	0	9	0	0	0	61	3	0
63	70	CORGAN, Dallas, Texas	A	426.9	3.0	30	0	0	0	0	0	38	0	32
64	61	ENGINEERING CONSULTING SERVICES (ECS), Chantilly, Va.†	E	425.1	0.0	59	5	4	1	1	0	6	0	5
65	69	CHA CONSULTING INC. (CHA), Albany, N.Y.	M	411.1	6.3	29	2	17	6	8	5	30	2	0
66	62	RS&H INC., Jacksonville, Fla.†	M	409.5	0.0	6	6	0	0	0	0	88	0	0
67	64	LJA ENGINEERING, Houston, Texas†	E	402.9	0.0	6	0	3	6	3	0	17	0	1
68	104	POPULOUS, Kansas City, Mo.	A	390.4	220.8	99	0	0	0	0	0	1	0	0
69	66	DLR GROUP, Seattle, Wash.	M	384.2	16.9	100	0	0	0	0	0	0	0	0
70	72	GREENMAN-PEDERSEN INC. (GPI), Babylon, N.Y.†	E	382.1	0.0	12	0	5	1	0	1	78	0	0
71	74	ATWELL LLC, Southfield, Mich.†	M	379.2	0.0	42	0	44	0	0	12	1	0	0
72	71	CANNONDESIGN, New York, N.Y.	AE	368.4	8.4	100	0	0	0	0	0	0	0	0
73	67	THORNTON TOMASETTI, New York, N.Y.	EA	365.0	63.4	78	0	3	0	0	2	16	0	2
74	63	SMITHGROUP, Detroit, Mich.	A	364.8	2.4	97	2	0	0	0	0	1	0	0
75	76	RUMMEL KLEPPER AND KAHL LLP, Baltimore, Md.	E	359.5	0.0	3	0	0	2	9	2	85	0	0
76	73	OLSSON INC., Lincoln, Neb.	E	355.4	0.0	45	0	5	6	3	0	17	4	20
77	75	WOODARD & CURRAN, Portland, Maine	E	347.2	0.0	1	1	0	27	47	2	0	22	0
78	87	BOWMAN CONSULTING GROUP, Reston, Va.	M	346.2	0.0	46	0	14	5	5	5	21	0	3
79	78	GRESHAM SMITH, Nashville, Tenn.	M	327.8	26.2	28	28	0	1	11	1	31	0	0
80	91	GEI CONSULTANTS INC., Woburn, Mass.	E	327.6	44.6	17	0	6	36	3	1	9	24	0
81	83	MEAD & HUNT INC., Middleton, Wis.†	EAC	324.5	0.0	5	0	16	2	7	12	56	0	0
82	68	SKIDMORE OWINGS & MERRILL, New York, N.Y.†	M	320.7	122.7	92	0	0	0	0	0	8	0	0
83	79	WESTWOOD PROFESSIONAL SERVICES, Plano, Texas	M	319.5	0.0	31	0	50	6	1	0	11	0	0
84	89	ARDURRA GROUP INC., Tampa, Fla.†	M	314.7	0.0	5	0	0	34	34	0	26	0	0
85	86	JENSEN HUGHES, Baltimore, Md.	E	308.9	106.5	52	0	18	0	0	11	4	0	1
86	88	SAM LLC, Austin, Texas†	M	306.4	0.0	9	0	58	3	0	1	26	0	0
87	85	HALF, Richardson, Texas	M	303.9	0.0	19	1	1	7	19	3	39	0	4
88	80	IPS-INTEGRATED PROJECT SERVICES LLC, Blue Bell, Pa.†	O	302.2	114.7	0	0	0	0	0	90	0	0	10
89	82	ENERCON SERVICES INC., Kennesaw, Ga.	E	300.6	0.0	0	0	91	0	0	0	0	5	3
90	114	AUDUBON, Houston, Texas†	M	298.9	5.6	0	0	8	0	0	92	0	0	0
91	115	SSOE GROUP, Toledo, Ohio	EA	296.7	28.7	8	68	1	0	0	23	1	0	0
92	81	MOFFATT & NICHOL, Long Beach, Calif.†	M	292.2	50.2	0	0	0	0	0	0	100	0	0
93	112	PAPE-DAWSON ENGINEERS LLC, San Antonio, Texas†	E	281.0	0.0	57	0	0	5	15	0	23	0	0
94	84	PERKINS EASTMAN, New York, N.Y.†	A	278.2	36.2	100	0	0	0	0	0	0	0	0
95	110	PBK, Houston, Texas	M	278.0	0.0	100	0	0	0	0	0	0	0	0
96	**	HATCH ASSOCIATES CONSULTANTS INC., Pittsburgh, Pa.	E	272.8	7.3	0	0	16	6	1	29	38	0	0
97	98	CIVIL & ENVIRONMENTAL CONSULTANTS INC., Moon Township, Pa.	M	272.1	0.0	31	3	7	3	16	30	3	3	0
98	96	GARVER, North Little Rock, Ark.	M	272.0	0.0	7	0	0	16	21	0	56	0	0
99	92	MERRICK & CO., Greenwood Village, Colo.†	AE	270.0	14.6	72	7	6	7	0	1	0	0	0
100	108	FREES AND NICHOLS INC., Fort Worth, Texas	M	266.5	0.0	3	0	0	40	31	0	14	0	0

FOOTNOTES: 56 = EC/ENR/GE/GS/P; 59 = EC/P; 61 = E/ENR/GE/GS/P; 65 = E/ENR/GE/GS/P; 66 = AE/ENR/P; 69 = AE/ENR/P; 71 = E/ENR/P/O; 78 = E/ENR/GE/GS/P; 79 = AE/ENR/P/O; 82 = AE/P; 83 = E/ENR/GE/GS/P; 84 = AE/P; 85 = AE/P; 86 = GS/O; 87 = E/ENR/P; 88 = GS/O; 89 = E/ENR/GE/GS/P; 90 = E/ENR/GE/GS/P; 92 = E/ENR/P; 95 = AE/P; 97 = E/ENR/GE/GS/P; 98 = AE/ENR/P; 100 = AE/ENR/GE/P.

#104

BENESCH is a designer on the fix of the Philadelphia section of I-95 that collapsed in June 2023. The permanent fix is due to finish this summer.

RANK 2024	RANK 2023	FIRM	FIRM TYPE	2023 REVENUE \$ MIL.		GENERAL BUILDING	MANUFACTURING	POWER	WATER SUPPLY	SEWER / WASTE	INDUS. / PETROLEUM	TRANSPORTATION	HAZARDOUS WASTE	TELECOM
				TOTAL	INT'L									
101	90	BARRY-WEHMILLER DESIGN GROUP, St. Louis, Mo.	EAC	265.1	2.1	0	20	0	0	0	78	0	0	2
102	106	MOREGROUP, Fort Worth, Texas [†]	AE	262.6	0.0	100	0	0	0	0	0	0	0	0
103	128	H.W. LOCHNER INC., Chicago, Ill. [†]	E	262.4	0.0	0	0	0	4	2	0	93	0	0
104	101	BENESCH, Chicago, Ill.	M	261.8	0.0	4	0	0	4	4	0	89	0	0
105	99	KPFF CONSULTING ENGINEERS, Seattle, Wash.	M	261.0	1.2	70	7	2	0	3	0	19	0	0
106	100	VOLKERT INC., Mobile, Ala.	E	260.1	0.0	7	0	10	0	3	1	79	0	0
107	120	SWCA ENVIRONMENTAL CONSULTANTS, Phoenix, Ariz.	ENV	258.5	3.3	6	0	45	6	0	26	4	1	1
108	102	PENNONI, Philadelphia, Pa.	M	252.5	0.0	56	0	4	4	0	5	25	0	6
109	107	DAVID EVANS ENTERPRISES INC., Portland, Ore. [†]	E	250.0	0.0	12	0	7	3	3	0	64	0	0
110	105	BGE INC., Houston, Texas	E	247.6	0.0	0	0	0	0	12	0	31	0	0
111	97	CRB, Kansas City, Mo.	EAC	247.5	37.4	0	0	0	0	0	100	0	0	0
112	146	RMA COS., Rancho Cucamonga, Calif. [†]	M	244.1	0.0	40	0	2	3	2	6	47	0	0
113	149	VERDANTAS, Tampa, Fla. [†]	M	242.4	0.0	16	2	12	11	6	0	11	42	0
114	137	GHAFARI ASSOCIATES LLC, Dearborn, Mich.	EA	235.4	27.0	7	84	0	0	0	0	9	0	0
115	116	STANLEY CONSULTANTS, Muscatine, Iowa [†]	EA	232.8	24.6	17	0	32	14	1	5	27	0	0
116	123	ULTEIG ENGINEERS INC., Fargo, N.D.	E	231.2	1.7	0	0	85	1	1	0	9	0	0
117	93	ZGF, Portland, Ore.	M	229.5	3.7	92	0	0	0	0	0	7	0	0
118	113	BARR ENGINEERING CO., Minneapolis, Minn. [†]	E	228.1	19.8	2	0	21	3	5	24	2	16	0
119	118	HALEY & ALDRICH INC., Burlington, Mass. [†]	E	226.8	0.0	28	27	16	0	0	0	14	0	0
120	109	FOTH COS., De Pere, Wis. [†]	E	223.6	0.0	3	4	0	0	11	54	23	6	0
121	124	KOHN PEDERSEN FOX, New York, N.Y.	M	217.1	128.3	84	0	0	0	0	0	16	0	0
122	121	WISS JANNEY ELSTNER ASSOCIATES, Northbrook, Ill.	EA	213.7	7.6	77	0	1	1	0	3	14	0	0
123	**	BUILD GROUP, San Francisco, Calif.	A	211.0	0.0	57	43	0	0	0	0	0	0	0
124	95	PARTNER ENGINEERING AND SCIENCE INC., Torrance, Calif.	M	208.0	1.6	69	0	2	0	0	0	0	29	0
125	119	WHITMAN REQUARDT AND ASSOCIATES LLP, Baltimore, Md.	O	207.4	0.0	18	0	0	8	6	0	65	0	2
126	117	BRAUN INTERTEC, Minneapolis, Minn. [†]	M	205.4	0.0	35	0	5	3	1	24	30	0	0
127	130	LABELLA ASSOCIATES DPC, Rochester, N.Y. [†]	M	203.5	4.0	38	1	8	5	7	2	12	23	3
128	126	AFFILIATED ENGINEERS INC., Madison, Wis.	E	203.4	2.6	74	3	13	0	0	8	0	0	2
129	94	NBBJ, Seattle, Wash.	A	203.0	25.0	100	0	0	0	0	0	0	0	0
130	129	DCCM, Houston, Texas [†]	M	202.0	0.0	7	3	13	19	18	0	38	0	2
131	103	WARE MALCOMB, Irvine, Calif.	AE	200.3	17.3	38	10	0	0	0	52	0	0	0
132	131	BOLTON & MENK INC., Mankato, Minn.	M	200.2	0.0	17	0	0	8	9	0	37	0	0
133	77	CONSOR, Chicago, Ill. [†]	M	197.1	4.3	0	0	0	26	0	0	74	0	0
134	178	WSB, Golden Valley City, Minn.	E	196.8	0.0	10	0	1	10	10	10	58	1	0
135	133	TIMMONS GROUP, Richmond, Va.	M	194.8	0.0	63	2	9	3	5	0	7	0	7
136	165	CMTA INC., Prospect, Ky. [†]	EC	193.2	0.0	93	1	0	0	0	0	5	0	0
137	127	S&ME, Raleigh, N.C.	M	193.1	0.0	27	6	14	4	1	17	30	0	0
138	135	HORROCKS ENGINEERS, Pleasant Grove, Utah	M	192.3	0.0	18	0	0	1	2	0	72	0	6
139	134	SIMPSON GUMPERTZ & HEGER, Waltham, Mass.	E	189.0	7.6	0	0	0	0	0	0	0	0	0
140	142	WESTON & SAMPSON, Reading, Mass. [†]	M	188.8	0.0	12	0	5	30	31	0	6	7	0
141	125	NORR, Chicago, Ill. [†]	AE	187.1	116.5	95	0	0	0	0	0	5	0	0
142	143	GZA, Norwood, Mass. [†]	M	187.0	0.0	32	12	14	8	2	3	18	11	1
143	152	PARAMETRIX, Seattle, Wash.	E	185.0	0.0	6	0	0	8	13	2	61	0	4
144	157	HARDESTY & HANOVER LLC, New York, N.Y.	E	183.0	3.7	0	0	0	0	0	0	100	0	0
145	156	ELECTRICAL CONSULTANTS INC., Billings, Mont. [†]	E	182.4	0.0	0	0	100	0	0	0	0	0	0
146	**	EGIS USA, Indianapolis, Ind. [†]	M	179.5	95.0	29	0	0	2	0	5	64	0	0
147	122	TOWER ENGINEERING PROFESSIONALS, Raleigh, N.C.	E	178.0	13.0	0	0	0	0	0	0	0	0	100
148	139	DLZ CORP., Columbus, Ohio [†]	O	175.7	5.1	18	0	3	11	16	10	39	2	1
149	136	MESA ASSOCIATES INC., Madison, Ala.	EC	173.8	0.0	0	0	95	0	0	3	0	1	1
150	144	PSOMAS, Los Angeles, Calif.	M	172.6	0.0	27	0	2	12	7	8	43	0	1

FOOTNOTES: 104 = E/ENV/GE/P; 105 = E/ENV/GE/P; 106 = E/ENV/GE/P; 107 = E/ENV/GE/P; 108 = E/ENV/GE/P; 109 = E/ENV/GE/P; 110 = E/ENV/GE/P; 111 = E/ENV/GE/P; 112 = E/ENV/GE/P; 113 = E/ENV/GE/P; 114 = E/ENV/GE/P; 115 = E/ENV/GE/P; 116 = E/ENV/GE/P; 117 = E/ENV/GE/P; 118 = E/ENV/GE/P; 119 = E/ENV/GE/P; 120 = E/ENV/GE/P; 121 = E/ENV/GE/P; 122 = E/ENV/GE/P; 123 = E/ENV/GE/P; 124 = E/ENV/GE/P; 125 = E/ENV/GE/P; 126 = E/ENV/GE/P; 127 = E/ENV/GE/P; 128 = E/ENV/GE/P; 129 = E/ENV/GE/P; 130 = E/ENV/GE/P; 131 = E/ENV/GE/P; 132 = E/ENV/GE/P; 133 = E/ENV/GE/P; 134 = E/ENV/GE/P; 135 = E/ENV/GE/P; 136 = E/ENV/GE/P; 137 = E/ENV/GE/P; 138 = E/ENV/GE/P; 139 = E/ENV/GE/P; 140 = E/ENV/GE/P; 141 = E/ENV/GE/P; 142 = E/ENV/GE/P; 143 = E/ENV/GE/P; 144 = E/ENV/GE/P; 145 = E/ENV/GE/P; 146 = E/ENV/GE/P; 147 = E/ENV/GE/P; 148 = E/ENV/GE/P; 149 = E/ENV/GE/P; 150 = E/ENV/GE/P.

RANK 2024	2023	FIRM	FIRM TYPE	2023 REVENUE \$ MIL.		GENERAL BUILDING	MANUFACTURING	POWER	WATER SUPPLY	SEWER / WASTE	INDUS. / PETROLEUM	TRANSPORTATION	HAZARDOUS WASTE	TELECOM
				TOTAL	INT'L									
151	163	GOODWYN MILLS CAWOOD, Montgomery, Ala.	M	170.1	0.0	66	2	0	9	3	0	9	0	0
152	150	WALTER P MOORE, Houston, Texas	E	169.1	6.6	73	0	0	0	0	7	18	0	1
153	140	HENDERSON COS., Lenexa, Kan.†	E	165.2	1.4	96	0	0	0	0	0	4	0	1
154	141	POND AND CO., Peachtree Corners, Ga.	M	164.3	8.2	44	3	0	1	2	38	11	0	0
155	155	MCKIM & CREED, Raleigh, N.C.	M	164.1	0.0	3	5	13	16	21	14	18	0	0
156	151	AMERICAN STRUCTUREPOINT, Indianapolis, Ind.	M	163.3	0.0	21	5	0	6	9	0	57	0	2
157	161	COFFMAN ENGINEERS INC., Seattle, Wash.†	E	162.4	4.4	49	9	8	0	3	10	2	0	0
158	158	GPD GROUP, Akron, Ohio	AE	162.3	0.0	46	0	18	0	7	5	13	0	11
159	148	MORRISON HERSHFIELD, Atlanta, Ga.†	E	161.7	108.3	31	0	0	1	3	0	38	0	26
160	145	QUIDDITY ENGINEERING, Bellaire, Texas	E	161.3	0.0	46	0	0	7	18	0	11	0	0
161	132	CONGRUEX, Boulder, Colo.†	M	160.2	0.0	0	0	0	0	0	0	0	0	100
162	162	ZACHRY GROUP, San Antonio, Texas†	EC	160.0	0.0	0	3	33	0	0	64	0	0	0
163	138	EA ENGINEERING SCIENCE AND TECH. INC., Hunt Valley, Md.	ENV	159.1	0.0	0	0	12	5	13	2	9	60	0
164	154	INTROBA INC., St. Louis, Mo.†	M	156.8	68.0	88	0	0	0	0	0	9	0	3
165	164	PGAL, Houston, Texas	AE	156.3	0.0	26	0	0	0	0	0	72	0	0
166	173	GAI CONSULTANTS INC., Homestead, Pa.†	M	150.6	0.0	16	0	40	2	1	5	33	0	0
167	169	BARGE DESIGN SOLUTIONS, Nashville, Tenn.†	M	150.2	0.0	14	27	0	12	9	2	16	3	5
168	147	FLAD ARCHITECTS, Madison, Wis.	M	149.2	7.8	100	0	0	0	0	0	0	0	0
169	175	RABA KISTNER INC., San Antonio, Texas†	E	146.0	1.3	40	10	1	4	2	2	42	0	0
170	166	SYSKA HENNESSY GROUP, New York, N.Y.†	E	143.2	7.1	38	0	1	0	0	7	11	0	44
171	171	WGI INC., West Palm Beach, Fla.†	M	143.0	0.0	42	0	0	1	0	0	39	0	0
172	174	EWINGCOLE, Philadelphia, Pa.	AE	141.7	0.0	60	0	0	0	0	40	0	0	0
173	168	HR GREEN INC., Cedar Rapids, Iowa	M	141.6	0.0	13	0	0	5	20	2	41	0	9
174	196	VANDERWEIL ENGINEERS, Boston, Mass.†	E	139.9	4.8	51	0	16	0	0	0	1	0	32
175	170	HMC ARCHITECTS, Ontario, Calif.	A	138.8	0.0	100	0	0	0	0	0	0	0	0
176	176	LS3P, Charleston, S.C.	A	137.1	0.0	85	12	0	0	0	0	3	0	0
177	179	STRAND ASSOCIATES INC., Madison, Wis.	M	136.5	0.0	1	0	0	14	38	4	36	0	0
178	186	HANSON PROFESSIONAL SERVICES INC., Springfield, Ill.	E	136.5	1.4	9	1	8	3	4	2	70	0	4
179	**	THE LAMAR JOHNSON COLLABORATIVE (LJC), Chicago, Ill.	M	135.7	0.0	60	40	0	0	0	0	0	0	0
180	180	WILSON & CO. INC. ENGINEERS & ARCHITECTS, Albuquerque, N.M.	M	135.0	0.0	8	0	1	9	6	3	70	0	0
181	194	BURGESS & NIPLE INC., Columbus, Ohio	M	133.1	0.0	7	0	0	7	20	0	56	5	0
182	184	WADE TRIM, Detroit, Mich.†	E	133.0	0.0	0	0	2	15	45	20	15	0	0
183	225	DRMP INC., Orlando, Fla.	E	131.4	0.0	5	0	0	0	0	0	95	0	0
184	183	COBB FENDLEY & ASSOCIATES INC., Houston, Texas	E	131.0	0.0	1	0	1	4	2	5	19	0	24
185	188	HUITT-ZOLLARS INC., Dallas, Texas	M	129.8	0.0	31	0	0	10	14	0	45	0	0
186	177	DENNIS GROUP, Springfield, Mass.†	EC	129.1	17.8	0	0	0	0	0	100	0	0	0
187	190	WUNDERLICH-MALEC ENGINEERING INC., Eden Prairie, Minn.	E	128.7	2.5	4	43	6	0	4	30	0	0	0
188	197	DOWL, Bellevue, Wash.	M	128.5	0.0	18	0	0	15	3	1	62	0	1
189	268	EXYTE AMERICAS HOLDING INC., Plano, Texas†	EC	128.4	0.0	0	98	0	0	0	2	0	0	0
190	227	HASKELL, Jacksonville, Fla.†	M	127.6	21.2	9	15	0	0	0	63	12	0	0
191	199	LEO A DALY, Omaha, Neb.	AE	127.1	9.6	96	0	0	0	0	8	4	0	0
192	478	ROCKFORD CONSTRUCTION CO., Grand Rapids, Mich.	E	126.7	0.0	31	69	0	0	0	0	0	0	0
193	282	VLK ARCHITECTS INC., Fort Worth, Texas	A	126.4	0.0	100	0	0	0	0	0	0	0	0
194	209	ESP ASSOCIATES INC., Fort Mill, S.C.†	M	126.2	0.0	23	1	26	2	0	0	40	0	0
195	182	HBK ENGINEERING LLC, Chicago, Ill.	E	126.0	0.0	0	0	68	0	0	4	1	0	27
196	160	BKF ENGINEERS, Oakland, Calif.	E	123.3	0.0	65	8	0	0	6	0	21	0	0
197	191	LPA INC., Irvine, Calif.	AE	122.6	0.0	100	0	0	0	0	0	0	0	0
198	200	SMITH SECKMAN REID INC., Nashville, Tenn.	E	121.7	2.3	75	0	0	5	2	6	12	0	0
199	201	FISHBECK, Grand Rapids, Mich.	AE	121.4	0.0	13	6	6	10	18	4	40	3	0
200	211	THOMPSON HOLDINGS, Mobile, Ala.†	E	120.7	0.0	7	6	3	2	1	15	25	5	1

FOOTNOTES: † = AE/ENV/GE/P/O; †54 = AE/ENV/GE/PS/P; †55 = E/ENV/GE/PS/P; †56 = E/ENV/GE/P/O; †60 = E/O; †64 = EC/P; †66 = E/ENV/GE/P/O; †67 = E/ENV/GE/PS/P; †68 = AE/P/O; †71 = AE/ENV/GE/PS/P; †73 = E/ENV/GE/PS/P; †77 = E/ENV; †79 = AE/P; †80 = EA/O; †81 = AE/ENV/GE/P; †85 = AE/ENV/P; †88 = E/ENV/GE/PS/P; †90 = E/ENV/GE/PS/P; †94 = E/ENV/GE/PS/P/O.

#241

DESIMONE worked on the Offices at Winthrop Center in Boston. The team aims for it to be the largest Passive House-certified building in the world.

FOOTNOTES: 203 = E/ENW/GE/0; 231 = A/P; 204 = A/P; 205 = A/ENW/GE; 206 = EA/ENW/P; 207 = EA/ENW/P; 210 = A/P/O; 211 = A/P; 212 = E/ENW/GE; 217 = AE/P; 218 = E/ENW/GE; 219 = A/P/O; 221 = EMP; 222 = E/GS/P; 223 = ENV/GE; 224 = E/P/O; 225 = AE/ENW/GE/P; 227 = E/ENW/P; 230 = E/ENW/GE/0; 233 = A/P; 234 = A/P; 235 = E/ENW/GE/P; 242 = AE/ENW/P/O; 245 = E/ENW/GE/0; 246 = AE/ENW/GE/0; 247 = E/ENW/P; 248 = E/ENW/GE/0; 249 = E/ENW/GE/0; 250 = E/ENW/GE/0

RANK 2024	RANK 2023	FIRM	FIRM TYPE	2023 REVENUE \$ MIL.		GENERAL BUILDING	MANUFACTURING	POWER	WATER SUPPLY	SEWER / WASTE	INDUS. / PETROLEUM	TRANSPORTATION	HAZARDOUS WASTE	TELECOM
				TOTAL	INT'L									
201	258	CDI ENGINEERING SOLUTIONS, Houston, Texas†	E	118.8	0.0	0	0	0	0	0	100	0	0	0
202	232	NEEL-SCHAFFER INC., Jackson, Miss.†	E	118.2	0.0	14	0	0	7	7	0	56	3	2
203	204	SCHNABEL ENGINEERING, Glen Allen, Va.†	M	117.8	0.0	8	0	4	49	11	0	19	3	0
204	192	ARQUITECTONICA, Miami, Fla.	M	117.7	8.7	100	0	0	0	0	0	0	0	0
205	198	INFRASTRUCTURE CONSULTING & ENGINEERING PLLC, West Columbia, S.C.	M	117.6	0.0	0	0	0	0	0	0	100	0	0
206	224	CRAWFORD MURPHY & TILLY INC., Springfield, Ill.	M	115.6	0.0	1	0	0	10	16	0	71	0	0
207	207	OTAK INC., Portland, Ore.†	M	115.4	30.9	60	0	0	0	5	0	31	0	4
208	181	THE BURKE GROUP LTD., Rosemont, Ill.†	E	115.2	0.0	60	10	0	5	5	0	10	0	5
209	210	PARKHILL, Lubbock, Texas	AE	115.2	0.0	39	3	0	8	10	0	15	0	0
210	185	AO, Orange, Calif.	M	113.0	1.7	100	0	0	0	0	0	0	0	0
211	172	KTGY, Irvine, Calif.	M	110.6	0.0	100	0	0	0	0	0	0	0	0
212	202	NINYO & MOORE GEOTECH. & ENVIRO. SCIENCES, San Diego, Calif.	M	110.6	0.0	40	0	6	13	10	2	17	6	3
213	203	ORBITAL ENGINEERING INC., Pittsburgh, Pa.	E	110.0	0.0	0	2	57	0	0	16	0	11	13
214	**	COWI NORTH AMERICA, Seattle, Wash.†	E	108.4	39.0	0	0	0	11	0	0	89	0	0
215	189	HED, Chicago, Ill.	AE	108.4	0.0	80	0	0	0	0	0	0	0	20
216	216	TECTONIC ENG'G CONSULT. GEOLOGISTS & SURVEYORS, Mountainville, N.Y.	E	108.3	0.0	21	6	8	1	1	0	51	1	12
217	214	STRATUS TEAM LLC, Coraopolis, Pa.†	M	108.3	1.8	64	1	1	2	1	15	12	0	0
218	215	TLC ENGINEERING SOLUTIONS, Orlando, Fla.	E	107.2	1.1	87	0	0	0	0	0	13	0	0
219	219	BALLINGER, Philadelphia, Pa.	AE	105.6	0.0	100	0	0	0	0	0	0	0	0
220	217	H2M ARCHITECTS + ENGINEERS, Melville, N.Y.†	M	105.4	0.0	48	0	5	25	10	0	2	9	0
221	226	OHM ADVISORS, Livonia, Mich.	M	105.0	0.0	14	0	0	12	14	0	51	0	0
222	247	MARK THOMAS, San Jose, Calif.	M	104.6	0.0	0	0	12	1	7	0	80	0	0
223	236	SHANNON & WILSON INC., Seattle, Wash.	M	104.6	0.0	7	0	0	2	1	3	67	0	0
224	228	TIGHE & BOND INC., Westfield, Mass.	M	104.4	0.0	24	0	5	25	20	0	11	15	0
225	223	SHIVE-HATTERY, Cedar Rapids, Iowa	M	102.9	0.0	65	17	1	1	1	0	9	1	0
226	270	AKRF INC., New York, N.Y.	M	101.9	0.0	46	0	5	10	5	0	29	5	0
227	205	BL COS. INC., Meriden, Conn.	M	101.1	0.0	59	1	19	0	0	1	18	2	0
228	213	FARNSWORTH GROUP INC., Bloomington, Ill.	EA	100.3	0.0	41	10	2	4	9	15	15	0	3
229	248	PRIME AE GROUP INC., Baltimore, Md.†	AE	99.8	0.0	36	0	0	5	10	1	48	0	0
230	234	NOVA ENGINEERING & ENVIRONMENTAL LLC, Kennesaw, Ga.	M	99.5	0.0	58	7	12	0	0	0	18	5	0
231	212	HORD COPLAN MACHT, Baltimore, Md.	M	98.7	0.0	100	0	0	0	0	0	0	0	0
232	195	ELKUS MANFREDI ARCHITECTS, Boston, Mass.	A	98.5	0.0	100	0	0	0	0	0	0	0	0
233	229	GEOENGINEERS INC., Redmond, Wash.	E	97.7	0.0	25	0	6	13	3	22	19	9	0
234	239	HART HOWERTON, New York, N.Y.†	M	95.2	31.8	100	0	0	0	0	0	0	0	0
235	237	J-U-B ENGINEERS INC., Meridian, Idaho†	M	95.0	0.0	0	0	0	39	38	0	23	0	0
236	246	MOSELEY ARCHITECTS, Richmond, Va.	AE	95.0	0.0	100	0	0	0	0	0	0	0	0
237	254	KENNEDY/JENKS CONSULTANTS INC., San Francisco, Calif.	E	94.1	0.0	0	4	0	43	40	3	5	4	0
238	**	GRAY, Lexington, Ky.†	EAC	93.3	0.0	0	0	0	0	0	100	0	0	0
239	249	BCC ENGINEERING INC., Miami, Fla.†	E	93.2	6.5	3	0	0	0	3	0	94	0	0
240	230	MG2, Seattle, Wash.	A	91.3	9.1	100	0	0	0	0	0	0	0	0
241	271	DESIMONE CONSULTING ENGINEERS, New York, N.Y.†	E	91.2	9.0	86	0	0	0	0	4	6	0	2
242	281	THE HFW COS., St. Louis, Mo.†	M	90.9	0.0	46	8	0	14	10	0	22	0	0
243	256	REMINGTON & VERNICK ENGINEERS INC., Cherry Hill, N.J.	E	90.4	0.0	10	0	0	11	10	0	10	0	0
244	206	CORE STATES GROUP, Duluth, Ga.†	EAC	89.8	0.0	87	5	2	0	0	7	0	0	0
245	299	GEO-LOGIC ASSOCIATES INC., Ontario, Calif.†	M	89.8	18.8	0	0	1	12	33	2	0	17	0
246	266	LARSON DESIGN GROUP INC., Cranberry Township, Pa.	M	89.4	0.0	49	4	0	2	3	7	35	0	0
247	235	MCCORMICK TAYLOR INC., Philadelphia, Pa.	M	89.1	0.0	0	0	0	0	0	0	100	0	0
248	238	MOODY NOLAN, Columbus, Ohio	A	89.1	0.0	93	0	0	0	0	0	7	0	0
249	**	JLL, Chicago, Ill.	AE	88.8	48.5	0	0	0	0	0	0	0	0	0
250	260	CESO INC., Miamisburg, Ohio	AE	88.8	0.0	94	0	0	0	0	6	0	0	0

RANK 2024	RANK 2023	FIRM	FIRM TYPE	2023 REVENUE \$ MIL.		GENERAL BUILDING	MANUFACTURING	POWER	WATER SUPPLY	SEWER / WASTE	INDUS. / PETROLEUM	TRANSPORTATION	HAZARDOUS WASTE	TELECOM
				TOTAL	INT'L									
251	372	MATRIX TECHNOLOGIES INC., Maumee, Ohio	EA	88.5	0.0	0	91	0	0	0	9	0	0	0
252	222	JAROS BAUM & BOLLES, New York, N.Y.	E	88.1	1.2	90	0	0	0	0	0	4	0	6
253	242	ISG, Mankato, Minn.	M	87.6	0.0	60	5	0	3	3	0	6	0	17
254	257	BURNS ENGINEERING INC., Philadelphia, Pa.	E	87.3	0.0	23	0	3	0	2	0	72	0	0
255	289	RRC POWER & ENERGY LLC, Round Rock, Texas†	M	87.2	0.0	0	0	92	0	0	8	0	0	0
256	264	ROBERT A.M. STERN ARCHITECTS, New York, N.Y.	A	86.9	11.4	100	0	0	0	0	0	0	0	0
257	243	TWINING INC., Long Beach, Calif.	M	86.2	0.0	38	0	1	12	3	29	16	0	0
258	290	BARTLETT & WEST INC., Topeka, Kan.†	E	86.0	0.0	11	0	0	17	14	0	58	0	0
259	244	THE S/L/A/M COLLABORATIVE, Glastonbury, Conn.†	M	86.0	0.0	99	1	0	0	0	0	0	0	0
260	193	SCB, Chicago, Ill.	M	85.8	0.0	93	0	0	0	0	3	7	0	0
261	314	KIRKSEY ARCHITECTURE, Houston, Texas	M	85.6	0.0	100	0	0	0	0	0	0	0	0
262	269	MCADAMS, Raleigh, N.C.	M	85.5	0.0	100	0	0	0	0	0	0	0	0
263	221	COOPER CARRY, Atlanta, Ga.†	M	85.4	0.0	100	0	0	0	0	0	0	0	0
264	296	TTL INC., Tuscaloosa, Ala.	M	84.6	0.0	49	6	14	2	3	7	17	1	0
265	253	A. MORTON THOMAS AND ASSOCIATES INC., Rockville, Md.†	E	84.0	0.0	4	0	0	4	1	0	90	0	0
266	272	CUNINGHAM, Minneapolis, Minn.	A	84.0	1.3	100	0	0	0	0	0	0	0	0
267	218	DGA PLANNING ARCHITECTURE INTERIORS, Mountain View, Calif.	A	83.7	0.0	80	4	0	0	0	10	0	0	7
268	304	ME ENGINEERS, Golden, Colo.†	E	83.3	26.9	100	0	0	0	0	0	0	0	0
269	220	CUSHING TERRELL, Billings, Mont.	M	81.9	0.0	92	0	1	0	0	0	1	0	3
270	231	RSP, Minneapolis, Minn.	M	81.5	0.0	99	0	0	0	0	0	0	0	0
271	240	CLARK NEXSEN, Virginia Beach, Va.	AE	81.5	1.8	64	7	2	0	0	3	18	0	5
272	309	DEGENKOLB ENGINEERS, San Francisco, Calif.†	E	81.3	0.0	95	0	0	0	0	5	0	0	0
273	**	MCMILLAN PAZDAN SMITH LLC, Greenville, S.C.	M	81.1	0.0	97	3	0	0	0	0	0	0	0
274	273	FEHR & PEERS, Walnut Creek, Calif.	E	81.0	0.0	0	0	0	0	0	0	100	0	0
275	280	T&M ASSOCIATES, Middletown, N.J.†	M	80.7	0.0	7	0	3	15	14	3	26	0	0
276	265	I. C. THOMASSON ASSOCIATES INC., Nashville, Tenn.	E	79.9	0.0	64	14	9	0	0	8	3	0	2
277	274	WALKER CONSULTANTS, Hoffman Estates, Ill.	M	79.6	0.0	100	0	0	0	0	0	0	0	0
278	278	CPL, Fairport, N.Y.	M	79.5	0.0	83	0	0	4	4	0	9	0	0
279	285	TKDA, Saint Paul, Minn.	M	78.6	0.0	13	14	0	0	2	7	64	0	0
280	297	KISINGER CAMPO & ASSOCIATES CORP., Tampa, Fla.	E	78.4	0.0	0	0	0	0	0	0	100	0	0
281	275	LITTLE DIVERSIFIED ARCHITECTURAL CONSULTING INC., Charlotte, N.C.	AE	77.6	0.0	100	0	0	0	0	0	0	0	0
282	291	BAXTER & WOODMAN INC., Crystal Lake, Ill.†	E	77.5	0.0	0	0	0	32	42	0	21	0	0
283	284	EUA, Milwaukee, Wis.	M	77.3	0.0	90	8	0	0	0	1	0	0	0
284	262	GENESIS AEC, Blue Bell, Pa.	M	77.1	0.0	0	0	0	0	0	98	0	0	2
285	292	MS CONSULTANTS INC., Columbus, Ohio	M	76.8	0.0	33	0	4	9	17	0	37	0	0
286	294	BARTON & LOGUIDICE D.P.C., Liverpool, N.Y.†	M	76.7	0.0	4	2	3	14	37	2	23	5	1
287	288	COLLINS ENGINEERS INC., Chicago, Ill.	E	76.7	0.0	3	0	0	1	0	1	94	0	0
288	295	SRF CONSULTING GROUP INC., Minneapolis, Minn.	E	76.6	0.0	0	0	0	0	0	0	100	0	0
289	245	WOOD RODGERS INC., Sacramento, Calif.	E	76.5	0.0	11	0	0	18	2	0	29	0	0
290	334	BWBR, Saint Paul, Minn.	M	75.7	0.0	86	10	0	0	0	4	0	0	0
291	287	SME, Plymouth, Mich.	M	75.4	0.0	33	14	8	3	3	5	22	0	0
292	310	THE MANNIK & SMITH GROUP INC., Maumee, Ohio	M	74.7	0.0	27	11	3	9	10	13	24	3	2
293	337	CPH INC., Sanford, Fla.	M	74.3	2.9	65	0	0	18	15	0	2	0	0
294	283	EMH&T, New Albany, Ohio	E	73.6	0.0	70	0	0	4	4	0	22	0	0
295	255	DCI ENGINEERS, Seattle, Wash.†	E	73.2	0.0	91	0	0	0	0	7	2	0	0
296	342	FUSS & O'NEILL INC., Manchester, Conn.	M	72.1	0.0	23	4	2	13	8	12	22	6	0
297	302	RMF ENGINEERING INC., Baltimore, Md.	E	71.7	0.0	100	0	0	0	0	0	0	0	0
298	250	PATRICK ENGINEERING INC., Lisle, Ill.	M	71.4	0.0	4	1	34	0	0	18	36	0	3
299	259	CO ARCHITECTS, Los Angeles, Calif.	A	71.2	0.0	100	0	0	0	0	0	0	0	0
300	330	AI ENGINEERS INC., Middletown, Conn.†	E	71.2	0.0	12	0	7	5	6	0	71	0	0

FOOTNOTES: 253 = AE/ENV/P; 255 = E/GE; 259 = AE/P; 260 = A/P; 261 = A/P; 262 = E/P; 263 = E/P; 264 = A/P; 265 = AE/P; 266 = AE/ENV/P; 269 = AE/ENV/GE/P; 270 = EAC/P/O; 271 = AE/P; 272 = AE/ENV/P; 273 = A/P/O; 275 = E/ENV/P; 277 = AE/P; 278 = EAC/ENV; 279 = AE/ENV/P; 283 = AE/ENV/P; 284 = EAC/P; 285 = AE/P; 286 = AE/ENV/P; 290 = A/P/O; 291 = E/ENV/GE; 292 = E/ENV/GE; 293 = E/ENV/GE/P/O; 294 = AE/ENV/P/O; 296 = E/ENV/GE/P; 298 = E/ENV/GE/P; 299 = E/ENV/GE/P; 300 = AE/ENV/P.

#263

COOPER CARRY provided designs for the proposed FutureVerse museum in Atlanta, with exhibits dedicated to American innovation.

RANK 2024	RANK 2023	FIRM	FIRM TYPE	2023 REVENUE \$ MIL.		GENERAL BUILDING	MANUFACTURING	POWER	WATER SUPPLY	SEWER / WASTE	INDUS. / PETROLEUM	TRANSPORTATION	HAZARDOUS WASTE	TELECOM
				TOTAL	INT'L									
301	276	GBA , Lenexa, Kan.†	M	70.7	0.0	21	0	0	0	18	22	37	2	0
302	267	STUDIOS ARCHITECTURE , Washington, D.C.	A	70.0	12.8	100	0	0	0	0	0	0	0	0
303	305	SUMMIT DESIGN AND ENGINEERING PLLC , Hillsborough, N.C.	M	70.0	0.0	14	1	4	0	0	0	79	0	1
304	315	RATIO , Indianapolis, Ind.	A	69.7	4.1	100	0	0	0	0	0	0	0	0
305	159	THE YATES COS. INC. , Philadelphia, Miss.†	EC	69.1	0.0	0	0	0	0	0	100	0	0	0
306	323	WITHERSRAVENEL INC. , Cary, N.C.	M	69.0	0.0	29	0	0	4	14	0	1	0	0
307	327	MARTIN/MARTIN INC. , Lakewood, Colo.†	E	68.9	0.0	58	15	0	5	4	5	9	0	2
308	308	P2S INC. , Long Beach, Calif.	E	68.7	0.0	87	6	0	1	0	1	4	0	0
309	326	PROFESSIONAL ENGINEERING CONSULTANTS P.A. , Wichita, Kan.	E	68.4	0.0	38	10	7	6	12	8	18	0	1
310	312	MSA PROFESSIONAL SERVICES , Baraboo, Wis.	M	68.0	0.0	10	0	0	19	29	0	35	2	0
311	317	MORRISON-MAIERLE INC. , Helena, Mont.	E	67.7	0.0	31	1	0	4	17	0	37	0	0
312	356	KAPUR & ASSOCIATES INC. , Milwaukee, Wis.	M	67.7	0.0	4	0	3	1	5	30	56	1	1
313	378	RTM ENGINEERING CONSULTANTS LLC , Schaumburg, Ill.	E	66.5	0.0	75	10	0	0	0	10	5	0	0
314	329	INTERFACE ENGINEERING INC. , Portland, Ore.	E	66.4	1.6	0	1	0	1	0	0	0	0	0
315	**	BEYER BLINDER BELLE ARCHITECTS AND PLANNERS LLP , New York, N.Y.	M	65.6	2.0	87	0	0	0	0	0	1	0	0
316	332	V3 COS. , Woodridge, Ill.†	E	65.5	3.8	42	0	9	2	0	0	43	0	0
317	311	AYRES ASSOCIATES INC. , Eau Claire, Wis.	M	65.4	0.0	13	0	0	12	6	0	34	0	2
318	303	AKF GROUP , New York, N.Y.†	E	64.8	2.4	94	0	0	0	0	0	3	0	3
319	**	AFRY USA LLC , Appleton, Wis.†	M	64.7	0.0	0	0	9	0	0	91	0	0	0
320	**	DAY & ZIMMERMANN , Philadelphia, Pa.†	M	64.4	14.2	53	28	8	5	2	0	3	0	2
321	306	GREENBERGFARROW , Atlanta, Ga.	M	64.3	3.5	84	0	11	0	0	11	0	0	0
322	370	ARM GROUP ENTERPRISES INC. , Hershey, Pa.†	M	64.1	0.0	12	13	21	2	32	1	9	0	0
323	313	AMERICAN ENGINEERING TESTING INC. , Saint Paul, Minn.	M	63.9	0.0	42	5	8	2	0	4	37	1	2
324	350	DE CORP. , Houston, Texas	M	63.9	0.0	0	0	0	33	20	0	24	0	0
325	328	WRIGHT-PIERCE , Topsham, Maine	M	63.2	0.0	0	0	0	27	70	0	2	0	0
326	341	GALLOWAY & CO. INC. , Greenwood Village, Colo.	AE	63.0	0.0	100	0	0	0	0	0	0	0	0
327	319	LOCKWOOD ANDREWS & NEWNAM INC. , Houston, Texas	E	62.7	0.0	3	0	0	34	16	0	31	0	0
328	348	SUNRISE ENGINEERING INC. , Fillmore, Utah	M	61.7	0.0	16	0	3	18	11	24	11	0	0
329	320	WD PARTNERS , Dublin, Ohio	AE	61.5	5.2	100	0	0	0	0	0	0	0	0
330	252	UNITED ENGINEERS & CONSTRUCTORS INC. , Mt. Laurel, N.J.	E	61.3	0.0	0	0	100	0	0	0	0	0	0
331	**	CME ASSOCIATES LLC , Parlin, N.J.	M	61.2	0.0	1	0	0	5	18	0	59	17	0
332	364	BSA LIFESTRUCTURES , Indianapolis, Ind.	M	60.9	0.0	100	0	0	0	0	0	0	0	0
333	333	ENGLAND-THIMS & MILLER INC. , Jacksonville, Fla.†	E	60.6	0.0	69	0	5	0	0	0	26	0	0
334	286	ENNEAD ARCHITECTS LLC , New York, N.Y.†	A	60.5	11.7	79	3	0	0	0	0	0	0	0
335	373	BOULDER ASSOCIATES , Boulder, Colo.	M	60.0	0.0	100	0	0	0	0	0	0	0	0
336	371	HERBERT ROWLAND & GRUBIC INC. , Harrisburg, Pa.	E	60.0	0.0	15	0	0	12	23	0	22	0	0
337	351	M&S ENGINEERING , Spring Branch, Texas	E	60.0	0.0	10	0	85	5	0	0	0	0	0
338	422	PLUMMER ASSOCIATES INC. , Fort Worth, Texas	M	59.9	0.0	0	0	0	46	45	0	0	0	10
339	398	RDG PLANNING & DESIGN , Des Moines, Iowa	A	59.8	0.0	87	0	0	0	0	0	0	0	0
340	345	TPG ARCHITECTURE LLP , New York, N.Y.	A	59.5	5.9	100	0	0	0	0	0	0	0	0
341	383	MODJESKI AND MASTERS INC. , Mechanicsburg, Pa.†	E	59.4	0.0	0	0	0	0	0	0	100	0	0
342	368	JEO INC. , Wahoo, Neb.†	M	59.4	0.0	27	0	3	25	7	0	38	0	0
343	301	AYERS SAINT GROSS , Baltimore, Md.	M	59.2	1.9	100	0	0	0	0	0	0	0	0
344	374	JLG ARCHITECTS , Minneapolis, Minn.	A	59.2	0.0	100	0	0	0	0	0	0	0	0
345	279	BRPH COS. INC. , Melbourne, Fla.†	M	58.6	0.0	34	42	0	0	0	0	0	0	0
346	389	BHDP ARCHITECTURE , Cincinnati, Ohio	A	58.4	0.0	77	23	0	0	0	0	0	0	0
347	354	HILLIS-CARNES ENGINEERING ASSOCIATES INC. , Annapolis Junction, Md.	M	58.4	0.0	100	0	0	0	0	0	0	0	0
348	336	MANHARD CONSULTING LTD. , Lincolnshire, Ill.	E	58.1	0.0	77	0	1	0	0	21	1	0	0
349	396	FGM ARCHITECTS INC. , Oak Brook, Ill.	A	58.0	0.0	100	0	0	0	0	0	0	0	0
350	415	LJB ENGINEERING , Miamisburg, Ohio	E	57.6	0.0	12	0	0	2	0	0	19	0	0

FOOTNOTES: 303 = EAC/GE; 306 = AE/ENR/P/O; 310 = AE/ENR; 312 = E/ENR/GS/P; 319 = AE/ENR; 320 = E/ENR; 322 = E/ENR/GE; 323 = EC/ENR/GE/O; 324 = E/GS/P; 325 = E/ENR; 328 = E/P; 331 = E/ENR/GS/P; 332 = AE/P; 331 = AE/P; 332 = E/ENR/GE; 333 = E/ENR/GE; 334 = AE/ENR/P; 342 = AE/ENR/P; 343 = M/P; 345 = M/P; 346 = E/ENR/GS/P; 347 = E/ENR/GE; 335 = A/O; 338 = E/ENR/GS/P; 342 = AE/ENR/P; 343 = M/P; 345 = M/P; 346 = E/ENR/GS/P; 347 = E/ENR/GE.

RANK 2024	RANK 2023	FIRM	FIRM TYPE	2023 REVENUE \$ MIL.		GENERAL BUILDING	MANUFACTURING	POWER	WATER SUPPLY	SEWER / WASTE	INDUS. / PETROLEUM	TRANSPORTATION	HAZARDOUS WASTE	TELECOM
				TOTAL	INT'L									
351	411	OSBORN ENGINEERING, Cleveland, Ohio†	O	57.5	0.0	42	7	3	6	10	7	15	0	5
352	298	HLW, New York, N.Y.†	M	57.3	7.3	100	0	0	0	0	0	0	0	0
353	322	ALFATECH CONSULTING ENGINEERS INC., San Jose, Calif.	E	57.0	0.0	9	14	0	0	0	0	0	0	77
354	387	TOLUNAY-WONG ENGINEERS INC., Houston, Texas	GE	56.6	0.0	21	0	0	0	0	79	0	0	0
355	331	WALDEMAR S. NELSON AND CO. INC., New Orleans, La.	M	56.1	41.0	1	0	3	0	0	24	2	1	0
356	395	TNP INC., Fort Worth, Texas	M	56.0	0.0	30	1	5	0	9	0	55	0	0
357	346	LMN ARCHITECTS, Seattle, Wash.	M	55.6	0.0	96	0	0	0	0	0	4	0	0
358	324	BSI ENGINEERING, Cincinnati, Ohio	EAC	55.2	0.0	6	36	0	0	0	58	0	0	0
359	382	PRIMERA ENGINEERS LTD., Chicago, Ill.	EA	55.1	0.0	17	0	52	0	0	0	31	0	0
360	375	NAC ARCHITECTURE, Spokane, Wash.	A	55.1	0.0	100	0	0	0	0	0	0	0	0
361	404	LOCHMUELLER GROUP INC., Evansville, Ind.	E	55.1	0.0	0	0	0	0	19	0	74	0	0
362	307	MAGNUSON KLEMENCIC ASSOCIATES, Seattle, Wash.	E	55.0	4.0	78	0	0	0	0	0	22	0	0
363	241	HUMPHREYS & PARTNERS ARCHITECTS, Dallas, Texas	A	55.0	0.0	100	0	0	0	0	0	0	0	0
364	355	HUNT GUILLOT & ASSOCIATES (HGA), Ruston, La.	E	54.8	0.0	0	0	13	0	0	79	0	0	0
365	414	T2 UTILITY ENGINEERS, Indianapolis, Ind.†	O	54.7	0.0	0	0	10	0	5	0	85	0	0
366	360	PBS ENGINEERING AND ENVIRONMENTAL INC., Portland, Ore.	M	54.5	0.0	31	4	2	2	4	1	27	24	0
367	343	QUINN EVANS, Ann Arbor, Mich.	A	54.5	0.0	99	0	0	0	0	0	1	0	0
368	359	PS&S, Warren, N.J.	M	54.4	0.0	40	0	14	2	9	23	14	0	0
369	379	SPEC SERVICES INC., Fountain Valley, Calif.	E	54.1	0.0	0	0	0	1	1	97	1	0	0
370	385	GRAEF, Milwaukee, Wis.	O	54.0	0.0	47	6	1	6	7	2	27	0	0
371	344	JCJ ARCHITECTURE, Hartford, Conn.	A	53.7	0.0	100	0	0	0	0	0	0	0	0
372	353	GEOCON, San Diego, Calif.	M	53.5	0.0	71	2	0	3	1	6	15	0	1
373	401	WK DICKSON & CO. INC., Charlotte, N.C.	M	53.2	0.0	4	1	1	17	22	9	23	0	11
374	376	BOHANNAN HUSTON INC., Albuquerque, N.M.	E	53.2	0.0	8	14	0	14	13	0	23	0	0
375	366	RETTEW ASSOCIATES INC., Lancaster, Pa.†	E	53.2	0.0	18	11	14	0	7	25	12	0	0
376	388	WALLACE DESIGN COLLECTIVE, Tulsa, Okla.	E	53.2	0.0	95	5	0	0	0	0	0	0	0
377	384	BRIDGEFARMER & ASSOCIATES INC., Dallas, Texas	E	53.0	0.0	0	0	0	0	0	0	100	0	0
378	**	M3 ENGINEERING AND TECHNOLOGY CORP., Tucson, Ariz.†	AE	53.0	23.0	2	0	0	0	0	98	0	0	0
379	362	THE BECK GROUP, Dallas, Texas	A	52.4	2.6	98	0	0	0	0	0	2	0	0
380	403	TOOLE DESIGN GROUP, Silver Spring, Md.†	E	52.1	1.1	0	0	0	0	0	0	100	0	0
381	361	THERMALTECH ENGINEERING INC., Cincinnati, Ohio	E	52.1	0.0	19	36	3	0	3	39	0	0	0
382	321	KIER & WRIGHT, Livermore, Calif.	E	52.0	0.0	71	0	5	0	15	0	6	0	3
383	380	ARORA ENGINEERS LLC, Chadds Ford, Pa.†	E	51.9	0.0	5	0	0	0	2	0	92	0	0
384	402	HOUSTON ENGINEERING INC., Fargo, N.D.	M	51.7	0.0	0	0	0	19	10	0	23	0	0
385	412	MITHUN, Seattle, Wash.	A	51.7	0.0	100	0	0	0	0	0	0	0	0
386	377	HUBBELL ROTH & CLARK INC., Bloomfield Hills, Mich.	EA	51.5	0.0	4	0	1	17	18	7	44	0	0
387	409	LIONAKIS, Sacramento, Calif.	M	50.7	0.0	100	0	0	0	0	0	0	0	0
388	421	DAHLIN ARCHITECTURE PLANNING INTERIORS, Pleasanton, Calif.	M	50.0	0.0	100	0	0	0	0	0	0	0	0
389	399	MAZZETTI, San Francisco, Calif.	E	50.0	0.0	0	0	0	0	0	0	0	0	0
390	**	VCBO ARCHITECTURE, Salt Lake City, Utah	M	50.0	0.0	98	2	0	0	0	0	0	0	0
391	**	WAGGONER ENGINEERING, Jackson, Miss.†	M	50.0	0.0	0	0	0	33	36	0	22	0	0
392	446	HASTINGS ARCHITECTURE, Nashville, Tenn.	A	50.0	0.0	100	0	0	0	0	0	0	0	0
393	390	VOCON, Cleveland, Ohio	A	49.8	0.0	100	0	0	0	0	0	0	0	0
394	392	CTL ENGINEERING INC., Columbus, Ohio†	M	49.8	0.0	26	22	5	6	4	2	32	0	1
395	438	TRAFFIC PLANNING AND DESIGN INC., Pottstown, Pa.	E	49.2	0.0	0	0	0	0	0	0	100	0	0
396	263	NETWORK CONNEX, Downers Grove, Ill.†	E	49.0	0.0	0	0	0	0	0	0	0	0	100
397	**	FSB ARCHITECTS + ENGINEERS, Oklahoma City, Okla.	M	48.4	1.2	36	17	0	0	0	0	47	0	0
398	335	THE VERTEX COS. INC., Weymouth, Mass.†	E	48.1	1.4	41	6	4	0	0	11	27	11	0
399	340	JORDAN & SKALA ENGINEERS, Norcross, Ga.	E	47.6	0.0	100	0	0	0	0	0	0	0	0
400	352	DAVIS PARTNERSHIP ARCHITECTS, Denver, Colo.	A	47.1	0.0	100	0	0	0	0	0	0	0	0

FOOTNOTES: 352 = A/P/O; 355 = EA/EN; 356 = EA/O; 366 = E/EN/GE; 368 = AE/EN/GE; 372 = EN/GE; 373 = E/EN/GE; 374 = E/EN/GE; 387 = AE/P/O; 391 = AE/P/O; 390 = A/P/O; 392 = E/EN/GE; 394 = EA/EN/GE; 397 = AE/P/O;

#426

BKV GROUP did design work on the One Thousand One project in Philadelphia, a block sized mixed-use building featuring 1,457 apartments.

RANK 2024	RANK 2023	FIRM	FIRM TYPE	2023 REVENUE \$ MIL.		GENERAL BUILDING	MANUFACTURING	POWER	WATER SUPPLY	SEWER / WASTE	INDUS. / PETROLEUM	TRANSPORTATION	HAZARDOUS WASTE	TELECOM
				TOTAL	INT'L									
401	442	HVJ ASSOCIATES, Houston, Texas	M	47.0	0.0	5	0	0	8	9	0	76	0	0
402	**	ORCUTT WINSLOW, Phoenix, Ariz.†	M	47.0	2.0	100	0	0	0	0	0	0	0	0
403	365	FFKR ARCHITECTS, Salt Lake City, Utah	A	46.8	0.0	100	0	0	0	0	0	0	0	0
404	431	HEAPY, Dayton, Ohio†	E	46.6	0.0	92	5	0	0	0	0	3	0	1
405	**	MILLER ENGINEERS INC., Albuquerque, N.M.†	E	46.5	0.0	0	0	0	39	8	2	4	2	0
406	386	T. BAKER SMITH LLC, Houma, La.	M	46.3	0.0	1	2	12	6	3	56	15	0	4
407	363	STELLAR GROUP INC., Jacksonville, Fla.	E	46.2	0.0	6	0	0	0	0	94	0	0	0
408	300	NILES BOLTON ASSOCIATES, Atlanta, Ga.	M	46.2	0.0	100	0	0	0	0	0	0	0	0
409	393	RRMM ARCHITECTS, Chesapeake, Va.	A	46.0	0.0	100	0	0	0	0	0	0	0	0
410	**	ERDMAN ANTHONY, Rochester, N.Y.	E	45.8	0.0	23	0	0	11	0	0	66	0	0
411	**	ANKROM MOISAN, Portland, Ore.†	A	45.8	0.0	100	0	0	0	0	0	0	0	0
412	428	CRAFTON TULL, Rogers, Ark.	M	45.7	0.0	36	3	1	1	5	18	20	0	0
413	**	K&A ENGINEERING CONSULTING PC., White Plains, N.Y.	E	45.5	0.0	100	0	0	0	0	0	0	0	0
414	427	TAIT & ASSOCIATES INC., Santa Ana, Calif.	M	45.5	0.0	43	0	0	0	0	23	5	3	22
415	357	HANDEL ARCHITECTS, New York, N.Y.	A	45.5	2.3	100	0	0	0	0	0	0	0	0
416	419	MCCLURE, Clive, Iowa	M	44.5	0.0	32	0	7	15	13	0	30	0	0
417	318	MILHOUSE ENGINEERING & CONSTRUCTION INC., Chicago, Ill.†	M	44.3	0.0	35	0	28	1	1	18	13	0	4
418	451	TOWERPINKSTER, Kalamazoo, Mich.	AE	44.2	0.0	82	14	0	0	0	0	4	0	0
419	406	HIGHLAND ASSOCIATES, New York, N.Y.	AE	44.2	0.0	30	2	0	0	0	4	0	0	51
420	394	TAI ENGINEERING, Owings Mills, Md.	EC	44.0	0.0	7	80	2	0	0	11	0	0	0
421	448	METRIC ENGINEERING INC., Miami, Fla.	E	43.9	0.0	0	0	0	0	0	0	100	0	0
422	445	RJN GROUP INC., Downers Grove, Ill.	E	43.8	0.0	0	0	0	5	95	0	0	0	0
423	486	LANIER & ASSOCIATES CONSULTING ENGINEERS INC., New Orleans, La.	E	43.1	0.0	0	0	0	0	0	0	100	0	0
424	418	LORING CONSULTING ENGINEERS INC., New York, N.Y.	E	43.1	2.0	97	0	0	0	0	0	0	0	3
425	459	ARCHITECTURAL NEXUS INC., Salt Lake City, Utah	M	43.0	0.0	100	0	0	0	0	0	0	0	0
426	**	BKV GROUP, Minneapolis, Minn.	EA	43.0	0.0	100	0	0	0	0	0	0	0	0
427	470	BASKERVILL, Richmond, Va.	M	43.0	2.0	92	8	0	0	0	0	0	0	0
428	425	KRAZAN & ASSOCIATES, Clovis, Calif.	M	42.9	0.0	67	2	3	5	1	3	9	6	3
429	455	HANBURY, Norfolk, Va.	M	42.7	0.0	100	0	0	0	0	0	0	0	0
430	439	LORD AECK SARGENT, Atlanta, Ga.	M	42.6	0.0	100	0	0	0	0	0	0	0	0
431	407	SANBORN HEAD & ASSOCIATES INC., Bedford, N.H.	M	42.3	4.6	26	0	13	0	23	0	0	38	0
432	441	GATEWAY ENGINEERS, Pittsburgh, Pa.	E	42.2	0.0	21	0	0	9	26	27	1	0	0
433	432	BOSWELL ENGINEERING INC., South Hackensack, N.J.	E	42.2	0.0	2	0	27	5	7	0	57	2	0
434	**	MARMON MOK, San Antonio, Texas	A	41.8	0.0	100	0	0	0	0	0	0	0	0
435	397	DEKKER/PERICH/SABATINI LTD., Albuquerque, N.M.	M	41.7	0.0	100	0	0	0	0	0	0	0	0
436	434	E.L. ROBINSON ENGINEERING CO., Charleston, W.Va.†	E	41.6	0.0	0	0	0	11	10	3	72	0	0
437	417	RDC-SIII, Long Beach, Calif.	M	41.6	0.0	100	0	0	0	0	0	0	0	0
438	424	ROWE PROFESSIONAL SERVICES CO., Flint, Mich.	M	41.4	0.0	0	0	1	9	5	10	58	0	0
439	477	ENVIRONMENTAL DESIGN AND RESEARCH (EDR), Syracuse, N.Y.	M	41.3	0.0	0	0	58	9	7	0	0	0	0
440	500	FENTRESS ARCHITECTS, Denver, Colo.	A	41.2	0.0	15	0	0	0	0	0	56	0	0
441	450	COMMONWEALTH ASSOCIATES INC., Jackson, Mich.	E	41.1	0.0	0	0	100	0	0	0	0	0	0
442	429	MCLAREN ENGINEERING GROUP, Woodcliff Lake, N.J.	M	40.6	0.0	53	0	0	0	0	0	47	0	0
443	408	RINKER DESIGN ASSOCIATES P.C., Manassas, Va.	M	40.6	0.0	5	0	2	2	0	0	85	0	0
444	456	MUESER RUTLEDGE CONSULTING ENGINEERS PLLC, New York, N.Y.	E	40.3	0.0	32	10	12	10	10	5	10	0	0
445	416	TREANORHL, Lawrence, Kan.	M	40.3	1.5	94	0	0	0	0	1	0	0	0
446	**	ALTA PLANNING + DESIGN INC., Portland, Ore.†	M	40.0	1.0	0	0	0	0	0	0	100	0	0
447	490	HUSSEY GAY BELL, Savannah, Ga.	AE	39.6	0.0	37	18	0	13	13	0	8	0	0
448	405	KSA ENGINEERS INC., Longview, Texas	M	39.4	0.0	4	0	0	26	19	10	37	0	0
449	423	HOEFER WELKER, Kansas City, Mo.	AE	39.2	0.0	100	0	0	0	0	0	0	0	0
450	449	KAHLER SLATER, Milwaukee, Wis.	A	39.2	0.0	100	0	0	0	0	0	0	0	0

FOOTNOTES: 401 = E/RW/GE/O; 402 = A/P/O; 403 = E/RW/GE/S/P; 404 = A/P; 405 = E/ENV/GE; 406 = A/P; 407 = E/ENV/GE; 408 = A/P; 409 = E/ENV/GE; 410 = E/ENV/GE; 411 = E/ENV/GE; 412 = E/ENV/GE; 413 = E/ENV/GE; 414 = E/ENV/GE; 415 = E/ENV/GE; 416 = E/ENV/GE; 417 = E/ENV/GE; 418 = E/ENV/GE; 419 = E/ENV/GE; 420 = E/ENV/GE; 421 = E/ENV/GE; 422 = E/ENV/GE; 423 = E/ENV/GE; 424 = E/ENV/GE; 425 = E/ENV/GE; 426 = E/ENV/GE; 427 = E/ENV/GE; 428 = E/ENV/GE; 429 = E/ENV/GE; 430 = E/ENV/GE; 431 = E/ENV/GE; 432 = E/ENV/GE; 433 = E/ENV/GE; 434 = E/ENV/GE; 435 = E/ENV/GE; 436 = E/ENV/GE; 437 = E/ENV/GE; 438 = E/ENV/GE; 439 = E/ENV/GE; 440 = E/ENV/GE; 441 = E/ENV/GE; 442 = E/ENV/GE; 443 = E/ENV/GE; 444 = E/ENV/GE; 445 = E/ENV/GE; 446 = E/ENV/GE; 447 = E/ENV/GE; 448 = E/ENV/GE; 449 = E/ENV/GE; 450 = E/ENV/GE.

DATTNER is designing the headquarters for Brooklyn's D3 Dept. of Sanitation, featuring a 46,000-sq-ft green roof with native plant species.

RANK 2024	2023	FIRM	FIRM TYPE	2023 REVENUE \$ MIL.		GENERAL BUILDING	MANUFACTURING	POWER	WATER SUPPLY	SEWER / WASTE	INDUS. / PETROLEUM	TRANSPORTATION	HAZARDOUS WASTE	TELECOM
				TOTAL	INT'L									
451	**	DATTNER ARCHITECTS , New York, N.Y.	A	39.2	0.0	64	0	0	0	0	0	36	0	0
452	436	LHB INC. , Duluth, Minn.†	EA	39.0	0.0	49	0	5	0	0	21	18	0	0
453	463	VEENSTRA & KIMM INC. , West Des Moines, Iowa	EA	38.9	0.0	0	0	0	16	37	0	36	0	0
454	426	MG ENGINEERING D.P.C. , New York, N.Y.	E	38.3	0.0	100	0	0	0	0	0	0	0	0
455	466	WALLACE MONTGOMERY & ASSOCIATES LLP , Hunt Valley, Md.	E	38.1	0.0	0	0	0	9	1	0	91	0	0
456	484	C&I ENGINEERING , Louisville, Ky.	E	38.0	0.0	0	0	0	0	0	94	0	0	0
457	**	ATCS PLC , Herndon, Va.	M	38.0	0.0	5	0	0	0	4	0	90	0	0
458	452	GBBN , Cincinnati, Ohio	A	37.9	1.9	100	0	0	0	0	0	0	0	0
459	**	HALEY WARD , Bangor, Maine	M	37.8	0.0	35	4	4	9	12	5	3	13	1
460	475	LAMP RYNEARSON INC. , Omaha, Neb.	M	37.7	0.0	75	0	1	3	11	5	5	0	0
461	444	CTL THOMPSON INC. , Centennial, Colo.†	E	37.6	0.0	20	0	0	2	0	7	4	0	0
462	487	FRENCH & PARRELLO ASSOCIATES , Wall Township, N.J.	M	37.6	0.0	37	6	11	6	3	0	21	0	14
463	469	JONES EDMUNDS & ASSOCIATES INC. , Alachua, Fla.†	E	37.6	0.0	0	0	0	9	62	0	24	1	0
464	485	CDG INC. , Andalusia, Ala.	E	37.5	0.0	19	0	4	6	14	45	8	0	0
465	457	DUNHAM ASSOCIATES , Minneapolis, Minn.	E	37.1	0.0	100	0	0	0	0	0	0	0	0
466	**	SCHMIDT ASSOCIATES , Indianapolis, Ind.	AE	37.1	0.0	100	0	0	0	0	0	0	0	0
467	480	BETA GROUP INC. , Lincoln, R.I.	M	37.0	0.0	0	0	0	5	20	0	60	0	0
468	**	CUBE 3 , North Andover, Mass.	A	37.0	0.0	100	0	0	0	0	0	0	0	0
469	453	LAWRENCE GROUP , St. Louis, Mo.†	A	37.0	0.0	100	0	0	0	0	0	0	0	0
470	492	WENDEL , Williamsville, N.Y.†	M	36.6	0.0	55	0	3	0	8	1	22	0	0
471	467	THE EADS GROUP INC. , Altoona, Pa.	AE	36.3	0.0	7	0	0	18	27	11	23	0	0
472	**	RYAN COS. US INC. , Minneapolis, Minn.	M	36.2	0.0	96	0	0	0	0	0	0	0	0
473	**	H.F. LENZ CO. , Johnstown, Pa.	E	36.2	0.0	67	0	0	0	0	13	0	0	21
474	471	FEHR GRAHAM - ENGINEERING & ENVIRONMENTAL , Freeport, Ill.	M	35.8	0.0	13	0	0	0	44	0	13	0	0
475	**	MIYAMOTO INTERNATIONAL , West Sacramento, Calif.†	E	35.7	17.1	0	0	0	0	0	0	0	0	0
476	476	BUILDING & EARTH SCIENCES INC. , Birmingham, Ala.	GE	35.6	0.0	42	12	11	0	0	0	5	0	0
477	**	PATEL GREENE & ASSOCIATES LLC , Temple Terrace, Fla.	M	35.6	0.0	0	0	0	0	0	0	100	0	0
478	**	CORDOGAN CLARK , Aurora, Ill.	M	35.4	0.0	100	0	0	0	0	0	0	0	0
479	462	DONOHUE & ASSOCIATES INC. , Sheboygan, Wis.	E	35.4	0.0	0	0	0	26	74	0	0	0	0
480	479	GRIMM + PARKER ARCHITECTS , Tysons, Va.	A	35.4	0.0	100	0	0	0	0	0	0	0	0
481	391	BALA CONSULTING ENGINEERS , Wayne, Pa.	E	35.2	0.0	89	0	0	0	0	0	0	0	11
482	443	STEINBERG HART , Los Angeles, Calif.†	M	34.9	0.0	100	0	0	0	0	0	0	0	0
483	460	REBEL DESIGN+GROUP , Marina Del Rey, Calif.	M	34.9	18.7	8	0	0	0	0	0	0	0	0
484	349	POWERS BROWN ARCHITECTURE , Houston, Texas	M	34.3	1.8	68	19	0	0	0	1	0	0	0
485	**	SWANSON RINK INC. , Denver, Colo.	E	34.0	0.0	1	0	0	0	0	0	22	0	77
486	458	KS ENGINEERS PC , Newark, N.J.	E	34.0	0.0	0	0	0	0	0	0	100	0	0
487	464	D&B ENGINEERS AND ARCHITECTS DPC , Woodbury, N.Y.	EA	33.9	0.0	0	0	0	33	39	0	12	16	0
488	**	POWER DESIGN , St. Petersburg, Fla.	E	33.9	0.0	100	0	0	0	0	0	0	0	0
489	474	LANDRUM & BROWN INC. , Cincinnati, Ohio†	O	33.7	7.4	0	0	0	0	0	0	100	0	0
490	494	DOKKEN ENGINEERING , Folsom, Calif.	M	33.5	0.0	0	0	0	4	0	0	96	0	0
491	**	AHL , Honolulu, Hawaii	M	33.4	0.0	100	0	0	0	0	0	0	0	0
492	497	LRK INC. , Memphis, Tenn.	M	33.1	0.0	100	0	0	0	0	0	0	0	0
493	465	CSO , Indianapolis, Ind.	A	33.0	0.0	79	21	0	0	0	0	0	0	0
494	468	G70 , Honolulu, Hawaii	M	33.0	0.0	97	0	3	0	0	0	0	0	0
495	481	MCMAHON ASSOCIATES INC. , Neenah, Wis.†	M	33.0	0.0	7	12	8	11	17	2	7	0	2
496	**	QUATTROCCHI KWOK ARCHITECTS , Santa Rosa, Calif.	A	32.8	0.0	100	0	0	0	0	0	0	0	0
497	**	REVAMP ENGINEERING INC. , Oakland, Calif.	E	32.7	0.0	0	0	100	0	0	0	0	0	0
498	483	ARRAY ARCHITECTS , Conshohocken, Pa.†	M	32.7	0.0	100	0	0	0	0	0	0	0	0
499	**	VESTAL CORP. , St. Louis, Mo.†	M	32.5	0.0	8	80	0	3	9	0	0	0	0
500	**	URBAHN ARCHITECTS PLLC , New York, N.Y.	A	32.3	0.0	83	0	0	0	0	0	17	0	0

FOOTNOTES: 467 = E/EW/P; 469 = E/EW/PS/O; 460 = EA/O; 462 = E/EW/GE; 467 = E/EW/PS/O; 470 = EMP; 472 = AE/O; 474 = E/EW/P; 478 = E/EW/P; 483 = A/EW/P; 483 = A/O; 484 = A/O; 484 = N/O; 490 = A/O; 492 = E/EW/P/O; 491 = A/P/O; 492 = A/P/O; 493 = A/P/O; 494 = A/P/O; 495 = A/E/C/ENV; 496 = A/P; 499 = A/P; 499 = A/P.

Where To Find the Top 500

FIRM	RANK	FIRM	RANK	FIRM	RANK	FIRM	RANK
A		Burns Engineering Inc.	254	Environmental Design and Research (EDR)	439	Hanson Professional Services Inc.	178
Actalent	57	BWBR	290	EGIS USA	146	Hardesty & Hanover LLC	144
AECOM	2	C		Electrical Consultants Inc.	145	Hargrove Engineers & Constructors	59
Affiliated Engineers Inc.	128	C&I Engineering	456	Elkus Manfredi Architects	232	HED	215
AFRY USA LLC	319	CannonDesign	72	EMH&T	294	Hart Howerton	234
AHL	491	Carollo Engineers	60	Enercon Services Inc.	89	Haskell	190
AI Engineers Inc.	300	CDG Inc.	464	England-Thims & Miller Inc.	333	HASTINGS Architecture	392
AKF Group	318	CDI Engineering Solutions	201	Ennead Architects LLC	334	Hatch Associates Consultants Inc.	96
AKRF Inc.	226	CDM Smith	21	ENTRUST Solutions Group	42	Hazen and Sawyer	53
AlfaTech Consulting Engineers Inc.	353	CESO Inc.	250	EUA	283	HBK Engineering LLC	195
Alta Planning + Design Inc.	446	CHA Consulting Inc. (CHA)	65	Erdman Anthony	410	HDR	6
American Engineering Testing Inc.	323	Civil & Environmental Consultants Inc.	97	ESP Associates Inc.	194	HEAPY	404
American Structurepoint	156	Clark Nexsen	271	David Evans Enterprises Inc.	109	Henderson Cos.	153
Ankrom Moisan	411	CME Associates LLC	331	EwingCole	172	Herbert Rowland & Grubic Inc.	336
Arcadis North America	11	CMTA Inc.	136	EXP	23	The HFW Cos.	242
AO	210	CO Architects	299	Exyte Americas Holding Inc.	189	Highland Associates	419
Architectural Nexus Inc.	425	Cobb Fendley & Associates Inc.	184	F		Hillis-Carnes Engineering Associates Inc.	347
Ardurra Group Inc.	84	Coffman Engineers Inc.	157	Farnsworth Group Inc.	228	HKS	38
ARM Group Enterprises Inc.	322	Colliers Engineering & Design	50	Fehr & Peers	274	HLW	352
Arora Engineers LLC	383	Collins Engineers Inc.	287	Fehr Graham - Engineering & Environmental	474	HMC Architects	175
Arquitectonica	204	Commonwealth Associates Inc.	441	Fentress Architects	440	HNTB Cos.	12
Array Architects	498	Congruex	161	FFKR Architects	403	Hoefler Welker	449
Arup US Inc.	36	CONSOR	133	FGM Architects Inc.	349	HOK	44
ATCS PLC	457	Cooper Carry	263	Fishbeck	199	Hord Coplan Macht	231
AtkinsRéalis	20	Cordogan Clark	478	Flad Architects	168	Horrocks Engineers	138
Atlas Technical Consultants	49	Core States Group	244	Fluor	4	Houston Engineering Inc.	384
Atwell LLC	71	Corgan	63	Foht Cos.	120	Hubbell Roth & Clark Inc.	386
Audubon	90	COWI North America	214	FSB Architects + Engineers	397	Huitt-Zollars Inc.	185
Ayers Saint Gross	343	CPH Inc.	293	Freese and Nichols Inc.	100	Humphreys & Partners Architects	363
Ayres Associates Inc.	317	CPL	278	French & Parrello Associates	462	Hunt Guillot & Associates (HGA)	364
B		Crafton Tull	412	Fuss & O'Neill Inc.	296	Hussey Gay Bell	447
Michael Baker International	28	Crawford Murphy & Tilly Inc.	206	G		HVI Associates	401
Bala Consulting Engineers	481	CRB	111	G70	494	I	
Ballinger	219	CSO	493	GAI Consultants Inc.	166	IMEG Corp.	52
Barge Design Solutions	167	Cushing Terrell	269	Galloway & Co. Inc.	326	Infrastructure Consulting & Engineering PLLC	205
Barr Engineering Co.	118	CTL Engineering Inc.	394	Gannett Fleming	29	Interface Engineering Inc.	314
Barry-Wehmiller Design Group	101	CTLThompson Inc.	461	Garver	98	Intertek-PSI	22
Bartlett & West Inc.	258	CUBE 3	468	Gateway Engineers	432	Introba Inc.	164
Barton & Loguidice D.P.C.	286	Cunningham	266	GBA	301	IPS-Integrated Project Services LLC	88
Baskerville	427	D		GBBN	458	ISG	253
Baxter & Woodman Inc.	282	D&B Engineers and Architects DPC	487	GEI Consultants Inc.	80	J	
BCC Engineering Inc.	239	DCI Engineers	295	Genesis AEC	284	J-U-B Engineers Inc.	235
Bechtel	9	DAHLLN Architecture Planning Interiors	388	Gensler	13	Jacobs Solutions Inc.	1
The Beck Group	379	LEO A DALY	191	Geo-Logic Associates Inc.	245	Jaros Baum & Bolles	252
Benesch	104	DE Corp.	324	Geocon	372	JCI Architecture	371
BETA Group Inc.	467	Dattner Architects	451	GeoEngineers Inc.	233	Jensen Hughes	85
Beyer Blinder Belle Architects and Planners LLP	315	Davis Partnership Architects	400	Geosyntec Consultants	37	JEO Inc.	342
BGE Inc.	110	Day & Zimmermann	320	Ghafari Associates LLC	114	JLG Architects	344
BHDP Architecture	346	DCCM	130	GHD	27	JLL	249
BKF Engineers	196	Degenkolb Engineers	272	Goodwyn Mills Cawood	151	The Lamar Johnson Collaborative (LJC)	179
BKV Group	426	Dekker/Perich/Sabatini Ltd.	435	GPD Group	158	Johnson Mirmiran & Thompson Inc. (JMT)	61
BL Cos. Inc.	227	Dennis Group	186	GRAEF	370	Jones Edmunds & Associates Inc.	463
Black & Veatch	14	DeSimone Consulting Engineers	241	Gray	238	Jordan & Skala Engineers	399
Bohannon Huston Inc.	374	Dewberry	31	HR Green Inc.	173	K	
Bolton & Menk Inc.	132	DGA planning architecture interiors	267	GreenbergFarrow	321	K&A Engineering Consulting PC.	413
Boswell Engineering Inc.	433	WK Dickson & Co. Inc.	373	Greenman-Pedersen Inc. (GPI)	70	Kahler Slater	450
Boulder Associates	335	DLR Group	69	Gresham Smith	79	Kapur & Associates Inc.	312
Bowman Consulting Group	78	DLZ Corp.	148	Grimm + Parker Architects	480	KCI Technologies Inc.	56
Braun Intertec	126	Dokken Engineering	490	GZA	142	Kennedy/Jerks Consultants Inc.	237
Bridgefarmer & Associates Inc.	377	Donohue & Associates Inc.	479	H		Kier & Wright	382
Brown and Caldwell	40	DOWL	188	H2M architects + engineers	220	Kiewit Corp.	17
BRPH Cos. Inc.	345	DRMP Inc.	183	Haley & Aldrich Inc.	119	Kimley-Horn	10
BSA LifeStructures	332	Dunham Associates	465	Haley Ward	459	Kirksey Architecture	261
BSI Engineering	358	E		Half	87	Kisinger Campo & Associates Corp.	280
Build Group	123	EA Engineering Science and Tech. Inc.	163	Hanbury	429	Kleinfelder	45
Building & Earth Sciences Inc.	476	The EADS Group Inc.	471	Handel Architects	415	Kohn Pedersen Fox	121
Burgess & Niple Inc.	181	Engineering Consulting Services (ECS)	64				
The Burke Group Ltd.	208						
Burns & McDonnell	7						

FIRM	RANK	FIRM	RANK	FIRM	RANK	FIRM	RANK				
KPFF Consulting Engineers	105	Mueser Rutledge Consulting Engineers PLLC	444	RMF Engineering Inc.	297	Tower Engineering Professionals	147				
Krazan & Associates	428	N		E.L. Robinson Engineering Co.	436	TowerPinkster	418				
KS Engineers PC	486		NAC Architecture	360	Rockford Construction Co.	192	TPG Architecture LLP	340			
KSA Engineers Inc.	448		NBBJ	129	ROWE Professional Services Co.	438	Traffic Planning and Design Inc.	395			
KTGY	211		Neel-Schaffer Inc.	202	RRC Power & Energy LLC	255	TranSystems	58			
L			Waldemar S. Nelson and Co. Inc.	355	RRMM Architects	409	TRC Cos. Inc.	16			
	LaBella Associates DPC		127	Network Connex	396	RS&H Inc.	66	TreanorHL	445		
	Lamp Rynearson Inc.		460	Niles Bolton Associates	408	RSP	270	TTL Inc.	264		
	Landrum & Brown Inc.		489	Ninyo & Moore Geotech. & Enviro. Sciences	212	RTM Engineering Consultants LLC	313	Twining Inc.	257		
	Langan		55	NORR	141	Ryan Cos. US Inc.	472	TYLin	30		
	Lanier & Associates Consulting Engineers Inc.		423	NOVA Engineering & Environmental LLC	230	S					
	Larson Design Group Inc.	246	NV5 Global Inc.	24	S&B		43	Ulteig Engineers Inc.	116		
	Lawrence Group	469	O		S&ME		137	United Engineers & Constructors Inc.	330		
	Leidos	19		OHM Advisors	221		The S/L/A/M Collaborative	259	Universal Engineering Sciences	34	
	H.F. Lenz Co.	473		Olsson Inc.	76		Salas O'Brien	39	Urbahn Architects PLLC	500	
LHB Inc.	452	Orbital Engineering Inc.		213	SAM LLC		86	V			
Lionakis	387	Orcutt Winslow		402	Sanborn Head & Associates Inc.		431		V3 Cos.	316	
Little Diversified Architectural Consulting Inc.	281	Osborn Engineering		351	Sargent & Lundy		25		Vanderweil Engineers	174	
LJA Engineering	67	Otak Inc.		207	Schmidt Associates		466		VCBO Architecture	390	
LIJ Engineering	350	P			Schnabel Engineering		203		Veenstra & Kimm Inc.	453	
LMN Architects	357			P2S INC.	308	SCS Engineers	54		Verdantas	113	
Lochmueller Group Inc.	361			Page	41	Shannon & Wilson Inc.	223		The Vertex Cos. Inc.	398	
HW. Lochner Inc.	103		Pape-Dawson Engineers LLC	93	Shive-Hattery	225	Vestal Corp.		499		
Lockwood Andrews & Newnam Inc.	327		Parametrix	143	Simpson Gumpertz & Heger	139	VHB		62		
LRK Inc.	492		Parkhill	209	Skidmore Owings & Merrill	82	VLK Architects Inc.		193		
Lord Aeck Sargent	430		Parsons Corp.	15	SME	291	Vocon	393			
Loring Consulting Engineers Inc.	424		Partner Engineering and Science Inc.	124	Smith Seckman Reid Inc.	198	Volkert Inc.	106			
LPA Inc.	197		Patel, Greene & Associates LLC	477	T. Baker Smith LLC	406	W				
LS3P	176		Patrick Engineering Inc.	298	SmithGroup	74		Wade Trim	182		
M		PBK	95	SCB	260	Waggoner Engineering		391			
	M&S Engineering	337	PBS Engineering and Environmental Inc.	366	SPEC Services Inc.	369		Walker Consultants	277		
	M3 Engineering and Technology Corp.	378	Pennoni	108	SRF Consulting Group Inc.	288		Wallace Design Collective	376		
	Magnusson Klemencic Associates	362	Perkins Eastman	94	SROE Group	91		Wallace Montgomery & Associates LLP	455		
	Manhard Consulting Ltd.	348	Perkins&Will	32	Stanley Consultants	115		Walter P Moore	152		
	The Mannik & Smith Group Inc.	292	PGAL	165	Stantec Inc.	8		Ware Malcomb	131		
	Marron Mok	434	Plummer Associates Inc.	338	Steinberg Hart	482		WD Partners	329		
	Martin/Martin Inc.	307	Pond and Co.	154	Stellar Group Inc.	407		Wendel	470		
	Matrix Technologies Inc.	251	Populous	68	Robert A.M. Stern Architects	256	Weston & Sampson	140			
	Mazzetti	389	Power Design	488	Strand Associates Inc.	177	Westwood Professional Services	83			
McAdams	262	POWER Engineers Inc.	26	Stratus Team LLC	217	WGI Inc.	171				
McClure	416	Powers Brown Architecture	484	STUDIOS architecture	302	Whitman Quarardt and Associates LLP	125				
McCormick Taylor Inc.	247	PRIME AE Group Inc.	229	STV	35	Willdan	48				
McKim & Creed	155	Primera Engineers Ltd.	359	Summit Design and Engineering PLLC	303	Wilson & Co. Inc. Engineers & Architects	180				
McLaren Engineering Group	442	Professional Engineering Consultants P.A.	309	Sunrise Engineering Inc.	328	Wiss Janney Elstner Associates	122				
McMahon Associates Inc.	495	PS&S	368	Swanson Rink Inc.	485	WithersRavenel Inc.	306				
McMillan Pazdan Smith LLC	273	PSOMAS	150	SWCA Environmental Consultants	107	Wood PLC	46				
ME Engineers	268	Q		Syska Hennessy Group	170	Wood Rodgers Inc.	289				
Mead & Hunt Inc.	81		Quattrocci Kwok Architects	496	T		Woodard & Curran	77			
Merrick & Co.	99		Quiddity Engineering	160		T&M Associates	275	Woolpert Inc.	47		
Mesa Associates Inc.	149		Quinn Evans	367		T2 Utility Engineers	365	Wright-Pierce	325		
Metric Engineering Inc.	421		R			TAI Engineering	420	WSB	134		
MG Engineering D.P.C.	454			Raba Kistner Inc.		169	TAIT & Associates Inc.	414	WSP USA	5	
MG2	240			Ramboll		51	Tectonic Eng'g Consult. Geologists & Surveyors	216	Wunderlich-Malec Engineering Inc.	187	
Milhouse Engineering & Construction Inc.	417			RATIO		304	Terracon Consultants Inc.	18	Y		
Miller Engineers Inc.	405			RDC-SIII		437	Tetra Tech	3		The Yates Cos. Inc.	305
Mithun	385			RDG Planning & Design		339	ThermalTech Engineering Inc.	381		Z	
Miyamoto International	475	Rebel Design+Group		483		A. Morton Thomas and Associates Inc.	265	Zachry Group			162
Modjeski and Masters Inc.	341	Remington & Vernick Engineers Inc.		243	Mark Thomas	222	ZGF	117			
Moffatt & Nichol	92	RETTEW Associates Inc.		375	I. C. Thomasson Associates Inc.	276					
Moody Nolan	248	Revamp Engineering Inc.		497	Thompson Holdings	200					
MOREgroup	102	Rinker Design Associates P.C.	443	Thornton Tomasetti	73						
Morrison Hershfield	159	RJN Group Inc.	422	Tighe & Bond Inc.	224						
Morrison-Maierle Inc.	311	Rummel Klepper and Kahl LLP	75	Timmons Group	135						
Moseley Architects	236	RMA Cos.	112	TKDA	279						
Mott MacDonald	33			TLC Engineering Solutions	218						
ms consultants inc.	285			TNP Inc.	356						
MSA Professional Services	310			Tolunay-Wong Engineers Inc.	354						
				Toole Design Group	380						

2024 Top 500 Design Firms – Subsidiaries by Rank

Rank Company *Subsidiary*

4 Fluor

*Fluor Constructros International Inc
Fluor Enterprises Inc.*

6 HDR

*HDR Architecture Associates, Inc.
HDR Architecture, Inc.
HDR China Co. Ltd.
HDR Construction Control Corporation
HDR Consulting Limited
HDR Corp.
HDR Corp. Pty. Ltd.
HDR Engineering, Inc.
HDR Environmental, Operations and
Construction
HDR Middle East LLC
HDR Security Operations Inc.*

7 Burns & McDonnell

AZCO

8 Stantec Inc.

*Cardno, Inc
Stantec Architecture Inc
Stantec Consulting Michigan Inc
Stantec Consulting Services Inc.
Stantec Planning and Landscape Architecture
P.C*

9 Bechtel

*BNT International Company
Bechtel Construction Operation, Inc.
Bechtel Corporation
Bechtel Global Energy, Inc.
Bechtel Global Infrastructure & Minerals Inc.
Bechtel India Private, Ltd.
Bechtel Nuclear, Security & Environmental, Inc.*

Rank Company *Subsidiary*

14 Black & Veatch

*Bird Electric
Black & Veatch Construction, Inc.
Black & Veatch Corporation
Black & Veatch International
Black & Veatch LTD of Michigan
Black & Veatch Management Consulting, LLC.
Black & Veatch New York LLP
Black & Veatch Special Projects Corp
Overland Contracting, Inc.*

17 Kiewit Corp.

*Cherne Contracting Company
Construction Kiewit Cie
Ganotec Inc.
Kiewit Building Group Inc
Kiewit Canada Group Inc.
Kiewit Engineering Group Inc
Kiewit Foundations Co.
Kiewit Infrastructure Co.
Kiewit Infrastructure South Co.
Kiewit Infrastructure West Co.
Kiewit Offshore Services Ltd.
Kiewit Power Constructors Co.
Kiewit Water Facilities South Co.
Mass Electric Construction Co.
Peter Kiewit Sons ULC
T.E. Ibberson Company
TIC - The Industrial Company
Weeks Marine, Inc.*

18 Terracon Consultants Inc.

*Burleson Consulting, Inc.
Earth Exploration, Inc.
Environmental Services, Inc.
GET Solutions, Inc.
GeoConcepts Engineering, Inc.
Geotechnical & Environmental Consultants,
Inc.
Mayes Testing Engineers, Inc.
NORCAL Geophysical Consultants, Inc.
Neil O. Anderson and Associates, Inc.*

2024 Top 500 Design Firms – Subsidiaries by Rank

Rank Company Subsidiary

Pivvot, Inc.
Pollution Management, Inc.
Sport Environmental Services, Inc. (single member LLC)
St. John-Mittelhauser & Associates, Inc.
TAM Consultants, Inc.
Terracon Consultants - MI, Inc.
Terracon Consultants - NY, Inc.
Wang Engineering, Inc.

20 AtkinsRéalis

Atkins Energy Federal EPC, Inc.
Atkins Energy Global Solutions LLC
Atkins Nuclear Secured, LLC
Data Transfer Solutions
FAITHFUL + GOULD, LLC
Isotek Systems, LLC
SNC - LAVALIN ENGINEERS & CONSTRUCTORS INC
SNC-LAVALIN MAJOR PROJECTS (ONTARIO) INC
SNC-LAVALIN PROJECT SERVICES INC
The Atkins North America Holdings Corporation
US Energy JVs

21 CDM Smith

CDM Constructors Inc.
CDM Federal Programs
The Louis Perry Group
Trinnex

22 Intertek-PSI

Intertek
Intertek MT Group
Intertek-ATI
Intertek-PSI

24 NV5 Global Inc.

Aero-Metric Holdings Corp.

Rank Company Subsidiary

Alta Environmental, L.P.
Axim Geospatial, LLC
Bock and Clark Corporation
CHI Engineering Services Incorporated
CivilSource, Inc.
Dade Moeller and Associates, Inc.
Energenz Consulting
GeoDesign, Inc.
Geodynamics, LLC
Geospatial Holdings, Inc.
Hanna Engineering, Inc.
Holdrege and Kull Consulting Engineers and Geologists
Industrial Design Associates International
J.B.A. Consulting Engineers, Inc.
JBA Consulting Engineers (Asia) Limited
Marron and Associates, Inc.
Mediatech FZ, LLC
NV5 Consultants India Private Limited
NV5 Consultants, Inc.
NV5 Engineers and Consultants, Inc.
NV5 Geospatial Solutions, Inc.
NV5 Geospatial, Inc.
NV5 Holdings, Inc.
NV5 LTD (HK)
NV5 Malaysia, SDN, BHD
NV5 Malaysia, SDN, BHD
NV5 Northeast, Inc.
NV5 Planning and Design, Inc.
NV5 West, Inc.
NV5, Inc.
NV5, LLC
Optimal Energy, LLC
Quantum Spatial Canada
Sage Renewable Energy Consulting, Inc.
The NV5 Information Technology Consultants, LLC
The NV5 Information Technology Consultants, LLC
The Sextant Group, Inc.
WHPacific, Inc.

2024 Top 500 Design Firms – Subsidiaries by Rank

Rank Company Subsidiary

- 25 Sargent & Lundy**
Sargent & Lundy Engineering Services, Inc.
Sargent & Lundy Engineers, Ltd.
Sargent & Lundy, LLC
- 27 GHD**
CRA Contractors Limited
CRA Landfill Operations
GHD CSI
GHD Consultants Ltee
GHD Contractors (Quebec) Inc
GHD Digital (Canada) Limited
GHD Engineering P.C.
GHD Inc (US)
GHD Inc. (Guam)
GHD Inc. (Saipan)
GHD Limited (CA)
GHD Promina
GHD Service Inc.
PE Group
- 28 Michael Baker International**
Akela Engineering and Consulting
Baker LPA Architects, PC
JMA Architects, LLC.
JMA Nevada Architecture, PC
Michael Baker Engineering, Inc.
Michael Baker International Architects, PC
Michael Baker International Holdco Corporation
Michael Baker International, Inc.
- 30 TYLin**
Architectural Engineers Collaborative, LLC
Bon Vietnam Joint Venture Company Limited
C.Y.L Engineering Consulting Inc.
GPO Group, S.A.
Greeley and Hansen, LLC
IDEAM, S.A.
P.T. Konsultant T.Y. Lin International
Robert Silman Associates PLLC

Rank Company Subsidiary

- Robert Silman Associates Structural Engineers, D.P.C.*
SMA Bersekutu Sdn. Bhd.
Sam Schwartz Consulting, LLC
T.Y. Lin International
T.Y. Lin International Canada, Inc.
T.Y. Lin International Engineering & Architecture, P.C.
T.Y. Lin International Pte. Ltd.
T.Y. Lin International Sdn. Bhd.
T.Y. Lin International Taiwan Consulting Engineers, Inc.
T.Y. Lin International Vietnam Co., Ltd.
TunnelConsult Engineering, S.L.
- 31 Dewberry**
Dewberry Architects Inc.
Dewberry Design-Builders Inc.
Dewberry Engineers Inc.
- 32 Perkins&Will**
Nelson\Nygaard Consulting
Pierre-Yves Rochon
Pierre-Yves Rochon
Portland
Schmidt Hammer Lassen
- 33 Mott MacDonald**
Mott MacDonald Alabama, LLC
Mott MacDonald Florida, LLC
Mott MacDonald Group, Inc.
Mott MacDonald I&E, LLC
Mott MacDonald Ltd
Mott MacDonald NY, Inc.
Mott MacDonald Operating Services LLC
Mott MacDonald, LLC
- 34 Universal Engineering Sciences**
Alpha Testing
Biome Consulting Group

2024 Top 500 Design Firms – Subsidiaries by Rank

Rank Company Subsidiary

Carmichael and Associates
Construction Testing and Engineering
Contour Engineering
Dan Brown and Associates
Faulkner Engineering Services
GEOservices
GFA International
GPR Testing and Inspection
GSI Engineering
Geo Solutions
Geotechnology
Geotek Engineering Company
Grubbs, Hoskyn, Barton & Wyatt
IQC Southwest
InControl Technologies
McGinley & Associates
Nova Geotechnical and Inspection Services
Riner Engineering
Rock Engineering and Testing Laboratory
Speedie & Associates
Summit Engineering, Laboratory & Testing,
Universal Engineering Sciences
Wallace-Kuhl & Associates

35 STV

American Engineers, Inc.
CP&Y
STV Architects
STV Construction Inc.
STV Energy Services, Inc.
STV Incorporated

36 Arup US Inc.

Arup Canada, Inc.
Arup North America Ltd.
Arup Texas, Inc.
Arup US, Inc.
Arup USA, Inc.
Ove Arup & Partners, PC

Rank Company Subsidiary

37 Geosyntec Consultants

Enviro Group Limited, Inc.
Geosyntec Consultants International, Inc.
Geosyntec Consultants Pty. Ltd.
Geosyntec Consultants, Ltd.
MEC Water Resources, Inc.

40 Brown and Caldwell

Brown and Caldwell Constructors
Brown and Caldwell Consultants Canada

42 ENTRUST Solutions Group

EN Engineering, LLC
ESC Engineering, LLC
FiberRise Communications, LLC
G2 Integrated Solutions, LLC
Kestrel Power Engineering Ltd
Kestrel Power Engineering, LLC
Magellan Advisors, LLC
QC Data, LLC
Spectrum Engineering, LLC
TG Advisers, LLC
Texas Utility Engineering, LLC

43 S&B

Bibb Engineers, Architects, & Constructors, LLC
Ford, Bacon & Davis, LLC
S&B Engineers & Constructors, Ltd.
S&B Fabrication Services, Ltd.
S&B Group International, Ltd.
S&B Infrastructure Construction, Ltd.
S&B Infrastructure Engineering, Ltd.
S&B Infrastructure Private, Ltd.
S&B Northeast Operations, Ltd.
S&B Pipeline Division, Ltd.
S&B Plant Services, Ltd.
TAI Engineers, LLC

45 Kleinfelder

CMWorks, Inc.

2024 Top 500 Design Firms – Subsidiaries by Rank

Rank	Company	Subsidiary	Rank	Company	Subsidiary
		Century Engineering LLC			SCS Field Services
		Doucet & Associates, Inc.			
		Gas Transmission Systems, Inc.			
		Kleinfelder Australia Pty Ltd			
		Kleinfelder Canada, Inc.			
		Kleinfelder Construction Services, Inc.			
		Kleinfelder Northeast, Inc.			
		Kleinfelder Southeast, Inc.			
		Kleinfelder, Inc.			
		The Kleinfelder Group, Inc.			
47	Woolpert Inc.	AAM	55	Langan	Langan CA, Inc.
		CivilTech Engineering			Langan CT, Inc.
		Cooperative Strategies			Langan Engineering and Environmental Services, LLC
		Data Cloud Solutions			Langan Engineering, Environmental, Surveying, Landscape Architecture and Geology, DPC
		Jviation			Langan International UK, LTD
		Optimal GEO			Langan International, LLC
		Sheehan Nagle Hartray Architects (SNHA)			Langan MA, Inc.
		Sheehan Nagle Hartray Architects (SNHA)			Langan MI, Inc.
		Southern Mapping Company			Langan NC, Inc.
		Woolpert Canada			Langan Panama, S. DE R.L.
		eTrac	56	KCI Technologies Inc.	KCI Communications Infrastructure
49	Atlas Technical Consultants	1 Alliance Geomatics, LLC			KCI Environmental Technologies & Construction
		ATC Associates of North Carolina, P.C.	57	Actalent	Actalent Services Limited
		ATC Group Services, LLC			Actalent Services, a division of Aerotek ULC
		Atlas ATC Engineering, Inc			Actalent Services, a separate business unit under Allegis Services India Pvt Ltd
		Atlas Technical Consultants, LLC	59	Hargrove Engineers & Constructors	Hargrove Controls & Automation
		California Atlas Engineering West, Inc			Hargrove Life Sciences
		California Caitcon, LLC			Tormod, LLC
		Long Engineering, LLC	61	Johnson Mirmiran & Thompson Inc. (JMT)	Atlantic Engineering, LLC
		PaveTex Engineering, LLC			ECM International, Inc.
		Quality Assurance Engineering, Inc			JMT of New York, Inc.
		TranSmart Technologies, LLC			Kennedy Consulting, Inc.
		WesTest, LLC			
54	SCS Engineers	SCS Energy			
		SCS Engineers			

2024 Top 500 Design Firms – Subsidiaries by Rank

Rank Company Subsidiary

Kupper, LLC
Pioneer Holdings, Inc.
Structural Engineering Associates, Inc.
Tidewater Environmental Services, Inc.

64 Engineering Consulting Services (ECS)

ECS Corporate Services
ECS Florida, LLC
ECS Mid-Atlantic, LLC
ECS Midwest, LLC
ECS Pacific, Inc.
ECS Southeast, LLC
ECS Southwest, LLP

66 RS&H Inc.

RS&H Architects-Engineers-Planners, Inc.
RS&H Commercial Realty, Inc.
RS&H Maryland, Inc.
RS&H Massachusetts, Inc.
RS&H Michigan, Inc.

67 LJA Engineering

Carter Associates, Inc.
Donald W. McIntosh Associates, Inc.
LJA Energy, Inc.
LJA Environmental Services LLC
LJA Infrastructure, Inc.
LJA Program Management, LLC
LJA Rail, LLC
LJA Surveying, Inc.
LJA Telecom, Inc.
Paragon Consulting Group, Inc.
Pharis Design, Inc.

70 Greenman-Pedersen Inc. (GPI)

GPI Geospatial
UESI

Rank Company Subsidiary

71 Atwell LLC

RVi Planning and Landscape Architecture
Strategic Construction Solutions, Inc.

81 Mead & Hunt Inc.

Symbiont

82 Skidmore Owings & Merrill

SOM (Guangdong) Design Consultants Co., Ltd
SOM Asia Limited
Skidmore, Owings & Merrill (Australia) Pty. Ltd
Skidmore, Owings & Merrill (Europe) LLP
Skidmore, Owings & Merrill (Shanghai) Architects Co. Ltd
Skidmore, Owings & Merrill LLP

84 Ardurra Group Inc.

Ardurra Caribe
Ardurra Group New York
Ardurra Group North Carolina

86 SAM LLC

SAM Canada, Inc.
SAM Construction Services, LLC
SAM-NY Geospatial, Inc.

88 IPS-Integrated Project Services LLC

BS Denmark Aps trading at Integrated Project Services
ILPS Limited Unipessoal LDA
IPS - Architect Services Canada Inc
IPS - Integrated Project Services (Germany) GmbH
IPS - Integrated Project Services (Ireland) Limited
IPS - Integrated Project Services Corp
IPS - Integrated Project Services GmbH
IPS - Integrated Project Services LLC
IPS - Integrated Project Services Limited

2024 Top 500 Design Firms – Subsidiaries by Rank

Rank Company Subsidiary

IPS - Integrated Project Services Pvt Ltd
 IPS - Integrated Project Services ULC
 IPS - Mehtalia Private Limited
 IPS - Services de Projets Intégrés S.E.N.C
 IPS - Servicios de Proyectos Integrados Ltda
 IPS BioPharmaceutical Technical Consulting
 (Tianjin) Limited Liability Company
 IPS Bioengineering Technology (Shanghai) Co.,
 Ltd
 IPS Professional Engineers and Architects PC
 Integrated Project Services International Pvt
 Ltd
 Trenmor GmbH trading as IPS-Integrated
 Project Services
 Trenmor PTY Limited trading as IPS Life
 Sciences

90 Audubon

Affinity Management Group
 Audubon Construction Solutions
 Audubon Industrial Solutions
 Auduon Field Solutions
 OPERO Energy

92 Moffatt & Nichol

Craney Island Design Partners, LLC
 Latitude Environmental Inc.
 Moffatt & Nichol B.V.
 Moffatt & Nichol Baltics, UAB
 Moffatt & Nichol Chile SpA
 Moffatt & Nichol Engenharia E Consultoria
 Ltda
 Moffatt & Nichol GmbH
 Moffatt & Nichol Iberia Ingenlerla, S.L.
 Moffatt & Nichol Information Systems, LLC
 Moffatt & Nichol International, Inc.
 Moffatt & Nichol Ltd
 Moffatt & Nichol Pty Ltd
 Moffatt & Nichol, Latin America, Inc.
 Moffatt & Nichol, London
 Moffatt & Nichol, Massachusetts, LLC
 NEXTPORT, S.L.

Rank Company Subsidiary

Waggonner & Ball, LLC

93 Pape-Dawson Engineers, LLC

Maxwell-Reddick & Associates, LLC
 Poulos & Bennett, LLC

94 Perkins Eastman

BFJ Planning
 RGR Landscape
 Urbanomics

99 Merrick & Co.

Merrick Canada, LLC
 Merrick UK Ltd

102 MOREgroup

E4H Environments for Health Architecture
 Huckabee
 IEG Innovative Engineering Group
 TSK

103 H.W. Lochner Inc.

Armstrong Consultants, Inc
 K Friese & Associates
 KOA Corporation
 Triunity, Inc

109 David Evans Enterprises Inc.

Disaster and Emergency Management Services
 International, LLC
 Flux Resources, LLC
 Mathys-Potestio, LLC
 Motus Collaborative, LLC

112 RMA Cos.

A3Geo
 Big Apple Group

2024 Top 500 Design Firms – Subsidiaries by Rank

Rank Company Subsidiary

Coating Specialists Inc
 EnviroDrill
 GeoTest
 Insight Group
 Northwest Geotechnical
 PRI
 RMA Analytical Laboratories
 RMA GeoScience
 RMA Group
 RMA Group Northwest
 Rone Engineering
 SiteScan Subsurface Imaging
 Western Technologies

115 Stanley Consultants

Resilient Analytics, Inc.

118 Barr Engineering Co.

Barr Engineering Michigan LLC
 Barr Engineering and Environmental Science
 Canada Ltd.

119 Haley & Aldrich Inc.

H&A OF NEW YORK LLP
 HALEY & ALDRICH CONSTRUCTION SERVICES
 HALEY & ALDRICH OF MICHIGAN
 HALEY & HALDRICH OF NORTH CAROLINA

120 Foth Cos.

Foth Canda Corporation
 Foth Infrastructure & Environment LLC
 Foth Mexico Corporation, S.DE R.I.DE C.V.
 Foth Production Solutions LLC

126 Braun Intertec

Edwards Pitman Environmental, Inc.

Rank Company Subsidiary

127 LaBella Associates DPC

Kiloh Associates
 LaBella Engineering, SLU
 LaBella Environmental, LLC

130 DCCM

ATG | DCCM
 Binkley & Barfield | DCCM
 Coastland | DCCM
 Matthews | DCCM
 R.G. Miller | DCCM
 RQAW | DCCM
 Rochester | DCCM
 Urban Engineering | DCCM

133 CONSOR

American Consulting Professionals
 Consor Engineering & Land Surveying-NY,PC
 Consor Engineers, LLC
 Consor North America, Inc
 Consor PMCM, Inc

136 CMTA Inc.

OCI Associates

140 Weston & Sampson

WESTON & SAMPSON PE, LS, LA, PC DBA W&S
 OF NORTH CAROLINA
 WSE of North Carolina, PC
 Weston & Sampson Architects, Inc.
 Weston & Sampson CMR, Inc.
 Weston & Sampson Engineers, Inc.
 Weston & Sampson Services, Inc.
 Weston & Sampson, PE, LS, LA, PC

141 NORR

NORR Architects & Engineers Limited
 NORR Limited
 Cion Corp.

2024 Top 500 Design Firms – Subsidiaries by Rank

Rank	Company	Subsidiary	Rank	Company	Subsidiary
		NORR Architects Engineers Planners NORR Associates Inc. NORR Consultants Limited NORR Design Inc. NORR Group NORR Inc. NORR LLC	157	Coffman Engineers Inc.	Coffman Engineers, Inc
142	GZA	AirLogics, LLC Goldberg Zoino Associates of New York, P.C. d/b/a GZA GeoEnvironmental of New York	159	Morrison Hershfield	Morrison Hershfield Corporation Morrison Hershfield Group, Inc. Morrison Hershfield India Ltd. Morrison Hershfield International Inc. Morrison Hershfield Limited Morrison Hershfield Managers Inc.
145	Electrical Consultants Inc.	EPC Services Company	161	Congruex	CHC Consulting, LLC CNS Networks LLC Gudenkauf LLC HHS Construction, LLC Terra Technologies LLC Tower Engineering Solutions, LLC. WHITECO LLC
146	EGIS USA	Egis Canada Egis Rail SB Architects	162	Zachry Group	JVIC JVIC Fabrication Madison Industrial Services Numerical Advisory Solutions Trillium Zachry Engineering Corp. Zachry Industrial Inc Zachry Maintenance Services Zachry Nuclear Engineering Zachry Philippines Inc
148	DLZ Corp.	DLZ American Drilling, Inc. DLZ Carbon, Inc. DLZ Illinois, Inc. DLZ Indiana, LLC DLZ Industrial Surveying, Inc. DLZ Industrial, LLC DLZ Kentucky, Inc. DLZ Michigan, Inc. DLZ National, Inc. DLZ Ohio, Inc. DLZ Pennsylvania, LLC DLZ Wisconsin, LLC	164	Introba Inc.	Introba Canada Engineering LP Introba Canada LLP Introba Consulting Ltd. Introba Consulting Pty Introba International doo Beograd-Vracar
153	Henderson Cos.	Henderson Building Solutions Henderson Engineers			

2024 Top 500 Design Firms – Subsidiaries by Rank

Rank Company *Subsidiary*

- 166 GAI Consultants Inc.**
Eland Engineering, LLC.
GAI Consultants - NC, Inc.
GAI Consultants of Michigan, PLC
GAI Engineering & Surveying Consultants of New York, PC
Lotspeich | Associates, Inc.
PGH Petroleum & Environmental Engineers LLC, Texas
Real Estate Research Consultants, Inc
Systems Planning Corporation
- 167 Barge Design Solutions**
ResourceTek
Thrivence
- 169 Raba Kistner Inc.**
Drake Environmental LLC
Project Control of Texas, Inc.
Raba Ingenieros
Raba Kistner, Inc.
Rice and Gardner, Inc.
- 170 Syska Hennessy Group**
Syska Hennessy Group China, Inc
Syska Hennessy Group Middle East, LLC
Syska Hennessy Group, Inc
- 171 WGI Inc.**
Streamline Technologies
WGI Geospatial
- 174 Vanderweil Engineers**
R.G. Vanderweil Engineers PR LLC
R.G. Vanderweil Engineers, PC
- 182 Wade Trim**
Wade Trim Associates, Inc.

Rank Company *Subsidiary*

- Wade Trim NY, PC*
Wade Trim, Inc. (Florida)
Wade Trim, Inc. (Michigan)
Wade Trim, Inc. (Ohio)
- 186 Dennis Group**
Dennis Brasil Engenharia Ltda
Dennis Group Canada Inc.
Dennis Group International, Unipessoal Lda
IFAB Engineering Partners Ltd
The Dennis Engineering Group, LLC
The Dennis Group, Inc
- 189 Exyte Americas Holding Inc.**
AirGard Inc.
BioPharm Engineered Systems, LLC
Critical Process Systems Group, Inc.
Diversified Fluid Solutions, LLC
Exyte U.S., Inc.
Fab-Tech, Inc.
NEHP, Inc.
Nuance Systems, LLC
Pure Guard, LLC
Total Facility Solution, Inc.
- 190 Haskell**
Benham
Cortez, Inc.
Dysruptek
Seiberling
- 194 ESP Associates Inc.**
CivilCorp, LLC
Ditesco, LLC
Pickett & Associates, LLC
Vickrey & Associates, LLC
- 200 Thompson Holdings**
Meyer Engineers

2024 Top 500 Design Firms – Subsidiaries by Rank

Rank	Company	Subsidiary	Rank	Company	Subsidiary
		Thompson Consulting Services Thompson Engineering Watermark Design Group			
201	CDI Engineering Solutions	CDI Engineering Solutions	217	Stratus Team LLC	Ascent Engineering Group, Inc. Austin Brockenbrough & Associates, LLC C.T. Hsu & Associates Morris & Associates Engineering, LLC Prime Engineering, Inc. Synalovski Romanik Saye, LLC Zyscovich, LLC
202	Neel-Schaffer Inc.	Maptech Inc. True North Emergency Management, LLC	220	H2M architects + engineers	H2M Architects & Engineers H2M Associates H2M architects + engineers
203	Schnabel Engineering	Schnabel Engineering West, LLC Schnabel Engineering, LLC	229	PRIME AE Group Inc.	Braun & Steidl Architects, Inc. Gulf Coast Architectural Group, Inc. Integrated Engineering, LLC JTL Engineering, Inc. KB Engineering, PC KB Group of NY, Inc. PRIME AE Group, Inc. PRIME Construction Management & Survey, Inc. PRIME Corporate Services, Inc. Penza Bailey Architects, Inc. Prosser, Inc.
207	Otak Inc.	K2 Consultancy Group Otak CPM Tarr Whitman Group Walker Sime	234	Hart Howerton	Hart Howerton Partners, Ltd Hart Howerton Planning & Architecture Canada, Ltd Hart Howerton, Ltd Telegraph Hill Acquisition Union Street Artworks
208	The Burke Group Ltd.	Burke LLC Christopher B. Burke Engineering LLC Christopher B. Burke Engineering, Ltd. KLOA LAWR Mackie Consultants, LLC SPACECO, Inc. Thomson Surveying, Ltd.	235	J-U-B ENGINEERS Inc.	Gateway Mapping, Inc. The Langdon Group, Inc.
214	COWI North America	COWI Consulting Inc. COWI Czech Republic s.r.o. COWI North America Ltd. Finley Engineering Group, Inc.			

2024 Top 500 Design Firms – Subsidiaries by Rank

Rank Company *Subsidiary*

238 Gray
AD Process Equipment, A Gray Company
Anderson Dahlen, Inc., A Gray Company
Gray AE, PSC
Gray Development, A Gray Company
Gray Integrated Services of Europe
Gray Ohio Valley
Gray Solutions, A Gray Company
InLine Engineers, A Gray Company
NexGen Contracting, A Gray Company

239 BCC Engineering Inc.

O&M Engineering, PSC

241 DeSimone Consulting Engineers

DP Squared LTD
Decipher Consulting UK, LTD
Dowco Consultants, LTD

242 The HFW Cos.

4Ward Land Surveying
CRANSTON
GastingerWalker&
HSQ Group
INVISION
KUO & Associates
Miller Legg & Associates
Taney Engineering

244 Core States Group

Bernardon, LLC
CoreStates Construction Services, Inc.
CoreStates, Inc.

245 Geo-Logic Associates Inc.

Clear Creek Associates, LLC
Daniel B. Stephens & Associates, Inc.
Geo-Logic Peru, SRL (Peru)
Kunkel Engineering Group, LLC

Rank Company *Subsidiary*

RMC Geoscience, Inc.
Summit Water Resources, LLC
The MINES Group, Inc.

255 RRC Power & Energy LLC

Calibration Solutions, LLC
RRC Energy Services, LLC
RRC International, LLC
RRC SCADA Solutions, LLC

258 Bartlett & West Inc.

BW/Corman Technology, LLC
Bartlett & West Construction, LLC
Bartlett & West Operations, LLC
West Dakota Water, LLC

259 The S/L/A/M Collaborative

Construction Services of Somerset
S/L/A/M Architects, Landscape Architects & Engineers, P.C.

263 Cooper Carry

Cooper Carry
Cooper Carry Architects NY

265 A. Morton Thomas and Associates Inc.

AMT, LLC

268 ME Engineers

M-E Engineers Limited
ME/Vogle Taylor Engineers

272 Degenkolb Engineers

Degenkolb Engineers

2024 Top 500 Design Firms – Subsidiaries by Rank

Rank Company *Subsidiary*

275 T&M Associates

East Coast Drilling, Inc.

282 Baxter & Woodman Inc.

*B&W Natural Resources, LLC
Baxter & Woodman Costa Rica, LLC
Baxter Boller Design Group, LLC
Concentric Integration, LLC*

286 Barton & Loguidice D.P.C.

*Barton & Loguidice Engineers & Architects, PLLC
Barton & Loguidice Engineers, PLLC
Barton & Loguidice Environmental Engineering & Geology, PLLC
Barton & Loguidice, Inc.
Barton & Loguidice, LLC*

295 DCI Engineers

DCI Designers

300 AI Engineers Inc.

AI Engineers, Inc. Pakistan Private Limited

301 GBA

*GBA
GBA Builders
Systems Integrators
ViroCon*

305 The Yates Cos. Inc.

*American Industrial Construction, LLC
Blaine Construction Corporation
Edwards Electric Service, LLC
JESCO, Inc.
Merit Electrical, Inc.
Superior Asphalt, Inc.
W.G. Yates & Sons Construction Company*

Rank Company *Subsidiary*

Yates Constructors, LLC

Yates Engineers, LLC

Yates Services, LLC

307 Martin/Martin Inc.

Martin/Martin, Inc Wyoming

316 V3 Cos.

*V3 Companies of Canada, Ltd.
V3 Companies, Ltd.*

318 AKF Group

*AKF Mexico
Logos | AKF*

319 AFRY USA LLC

*AFRY Management Consulting
AFRY USA LLC.*

320 Day & Zimmermann

*D&Z Of Canada Corporate
Day & Zimmermann International, Inc. - DBA M&C
Day & Zimmermann Management Services, Inc.
Day & Zimmermann NPS, Inc.
Mason & Hanger
The Atlantic Group, Inc. - DBA DZ Atlantic*

322 ARM Group Enterprises Inc.

*ARM CAMCO
ARM EnerTech Associates, LLC
ARM Group LLC*

333 England-Thims & Miller Inc.

ETM Surveying & Mapping, Inc.

2024 Top 500 Design Firms – Subsidiaries by Rank

Rank Company *Subsidiary*

334 Ennead Architects LLC
Ennead Design Consulting (Shanghai)

341 Modjeski and Masters Inc.
Flanders Engineering Group, Inc.

342 JEO Inc.
JEO Consulting Group, Inc.
Sand Creek Construction Company

345 BRPH Cos. Inc.
BRPH Architects Engineers, Inc.
BRPH Construction Services, Inc.
BRPH Mission Solutions, Inc.

351 Osborn Engineering
OSPORTS

352 HLW
Ark Strategic Consulting, LLC
HLW Architecture Connecticut LLC
HLW Architecture Florida LLC
HLW Architecture LLC
HLW International LLP
HLW International Limited
Spark Studio Lighting Design LLC

365 T2 Utility Engineers
Applied Professional Services, Inc.
T2 Engineering Services, P.C.
T2 UES (MI), Inc.
T2 UES, Inc. dba T2 Utility Engineers

375 RETTEW Associates Inc.
RETTEW Engineering & Surveying, P.C.

Rank Company *Subsidiary*

378 M3 Engineering and Technology Corp.

M3 Argentina S.R.L.
M3 Colombia S.A.S.
M3 Engineering Canada, Ltd.
M3 Engineering and Construction Inc.
M3 Engineering and Manufacturing Inc.
M3 Ingenieria Chile S.A.
M3 Ingenieria Peru S.A.C.
M3 Mexicana S. de R.L. de C.V.

380 Toole Design Group
TDG Engineering Inc.
Toole Design Canada Inc.
Transportation Design Group, LLP
Transportation Engineering Design DPC

383 Arora Engineers LLC
Arora Systems Group, LLC
Arora Technology Group, LLC
Electronic Data, LLC

391 Waggoner Engineering
Atakapa Services

394 CTL Engineering Inc.
Industrial Communication and Sound
Vector Engineers

396 Network Connex
Advantage Engineers, LLC
CCSI Networks, LLC
Nat Tech, LLC
Vertical Communications, LLC

398 The Vertex Cos. Inc.
Breakwater Forensics, LLC
Fulcrum LLC

2024 Top 500 Design Firms – Subsidiaries by Rank

Rank	Company	Subsidiary	Rank	Company	Subsidiary
		Lockwood, Kessler & Bartlett VTX Consulting Services Inc. Vertex Ingenieros Consultores, S. de RL de CV	463	Jones Edmunds & Associates Inc.	JEACES
402	Orcutt Winslow	HHCP an Orcutt Winslow Company	469	Lawrence Group	Integrate Construction Partners Lawrence Group Niche Home Furnishings
404	HEAPY	HEAPY Solutions	470	Wendel	Wendel Architectural Resources, Inc. Wendel Construction, Inc Wendel Consulting Services, LLC Wendel Energy Services, LLC Wendel Engineering Resources, Inc. Wendel Engineering, PC Wendel WD Architecture, Engineering, Surveying & Landscape Architecture, PC
405	Miller Engineers Inc.	Gallatin Operational Solutions Inberg-Miller Engineers Souder, Miller & Associates	475	Miyamoto International	Miyamoto Global Experts India, Pvt, Ltd. Miyamoto Heritage, S.R.L. Miyamoto International Ciudad de Mexico, S. de R.L. de C.V. Miyamoto International Management Services, LLC Miyamoto International Nepal Private Limited Miyamoto International New Zealand Management, LLC Miyamoto International Puerto Rico, LLC Miyamoto International Silk Road Miyamoto International, Disaster Management Miyamoto Italia S.R.L. PT. Miyamoto International Indonesia
411	Ankrom Moisan	The Society	482	Steinberg Hart	RJC Architects Steinberg Hart NY
417	Milhouse Engineering & Construction Inc.	Milhouse Construction, Inc. Milhouse Services, LLC			
436	E.L. Robinson Engineering Co.	E.L. Robinson Engineering of Ohio Co			
446	Alta Planning + Design Inc.	Alta Planning + Design - Canada, Inc.			
452	LHB Inc.	LHB, LLC			
461	CTL Thompson Inc.	CTL Thompson Materials Engineers, Inc			

2024 Top 500 Design Firms – Subsidiaries by Rank

Rank Company *Subsidiary*

Rank Company *Subsidiary*

489 Landrum & Brown Inc.

KBJ-L&B Architects, LLC
L&B Transportation Technology Consultancy
(Shanghai) Co., LTD
L&B Worldwide Australia PTY LTD

495 McMahon Associates Inc.

McMahon ECM, LLC

498 Array Architects

Array Advisors

499 Vestal Corp.

Baja Industrial Engineering and Consulting

Where the 2024 Top 500 Design Firms Worked

Region **Country** *Company*

A. NORTH AMERICA

Canada

AFRY USA LLC
AKF Group
AO
Actalent
Affiliated Engineers Inc.
Alta Planning + Design Inc.
Arcadis North America
Arup US Inc.
BHDP Architecture
BL Cos. Inc.
Barr Engineering Co.
Barry-Wehmiller Design Group
Bechtel
Beyer Blinder Belle Architects and Planners LLP
Black & Veatch
Burns & McDonnell
CDM Smith
CHA Consulting Inc. (CHA)
CONSOR
COWI North America
CRB
CTL/Thompson Inc.
CannonDesign
Carollo Engineers
Clark Nexsen
Coffman Engineers Inc.
Core States Group
Corgan
Cushing Terrell
DCI Engineers
DLR Group
DeSimone Consulting Engineers
Dennis Group
Dunham Associates
EGIS USA
ENTRUST Solutions Group
EXP
Ennead Architects LLC
Flad Architects

Region **Country** *Company*

Fluor
Foth Cos.
GEI Consultants Inc.
GHD
Gannett Fleming
Gensler
Geo-Logic Associates Inc.
Geosyntec Consultants
Ghafari Associates LLC
GreenbergFarrow
Gresham Smith
HDR
HKS
HNTB Cos.
HOK
Handel Architects
Hanson Professional Services Inc.
Hardesty & Hanover LLC
Hargrove Engineers & Constructors
Hart Howerton
Haskell
Hatch Associates Consultants Inc.
Hazen and Sawyer
Henderson Cos.
IMEG Corp.
IPS-Integrated Project Services LLC
Introba Inc.
Jacobs Solutions Inc.
Jaros Baum & Bolles
Jensen Hughes
KPFK Consulting Engineers
Kahler Slater
Kiewit Corp.
Kimley-Horn
Kleinfelder
Kohn Pedersen Fox
LEO A DALY
LJB Engineering
LMN Architects
Landrum & Brown Inc.
Langan
Leidos
Little Diversified Architectural Consulting Inc.
Loring Consulting Engineers Inc.

Where the 2024 Top 500 Design Firms Worked

Region Country Company

M3 Engineering and Technology Corp.
ME Engineers
MG2
Magnusson Klemencic Associates
Martin/Martin Inc.
Matrix Technologies Inc.
Merrick & Co.
Milhouse Engineering & Construction Inc.
Modjeski and Masters Inc.
Moffatt & Nichol
Moody Nolan
Morrison Hershfield
Mott MacDonald
Mueser Rutledge Consulting Engineers PLLC
NBBJ
NORR
Page
Parsons Corp.
Partner Engineering and Science Inc.
Patrick Engineering Inc.
Perkins Eastman
Perkins&Will
Pond and Co.
Populous
Powers Brown Architecture
RSP
Raba Kistner Inc.
Rebel Design+Group
Robert A.M. Stern Architects
SAM LLC
SCB
SCS Engineers
SSOE Group
STUDIOS architecture
STV
SWCA Environmental Consultants
Salas O'Brien
Sargent & Lundy
Shannon & Wilson Inc.
Shive-Hattery
Simpson Gumpertz & Heger
Skidmore Owings & Merrill
SmithGroup
Stanley Consultants

Region Country Company

Steinberg Hart
Syska Hennessy Group
TPG Architecture LLP
TRC Cos. Inc.
TYLin
Terracon Consultants Inc.
Tetra Tech
The Vertex Cos. Inc.
Thornton Tomasetti
Toole Design Group
Tower Engineering Professionals
TreanorHL
Ulteig Engineers Inc.
United Engineers & Constructors Inc.
V3 Cos.
Vanderweil Engineers
WD Partners
WSP USA
Waldemar S. Nelson and Co. Inc.
Walker Consultants
Walter P Moore
Ware Malcomb
Willdan
Wood PLC
Woolpert Inc.
ZGF
Zachry Group

B. LATIN AMERICA

Argentina

Arcadis North America
Bechtel
Black & Veatch
CRB
Corgan
Day & Zimmermann
Fluor
Gensler
Geo-Logic Associates Inc.
GeoEngineers Inc.
Introba Inc.
Jensen Hughes

Where the 2024 Top 500 Design Firms Worked

Region Country Company

Langan
M3 Engineering and Technology Corp.
Moffatt & Nichol
Moody Nolan
Mott MacDonald
Perkins&Will
Rebel Design+Group
Sargent & Lundy
Simpson Gumpertz & Heger
TRC Cos. Inc.
TYLin
Thornton Tomasetti
WSP USA
Wood PLC

Bolivia

Ennead Architects LLC
Merrick & Co.
WSP USA

Brazil

Arcadis North America
Barr Engineering Co.
Black & Veatch
Burns & McDonnell
Corgan
Day & Zimmermann
DeSimone Consulting Engineers
Dennis Group
FSB Architects + Engineers
Fluor
Gensler
Geo-Logic Associates Inc.
Geosyntec Consultants
HOK
Henderson Cos.
IPS-Integrated Project Services LLC
Jensen Hughes
Kimley-Horn
Kohn Pedersen Fox
Landrum & Brown Inc.
Langan
ME Engineers
Moffatt & Nichol

Region Country Company

Mueser Rutledge Consulting Engineers PLLC
Perkins&Will
Ramboll
Rebel Design+Group
Sargent & Lundy
Simpson Gumpertz & Heger
TRC Cos. Inc.
TYLin
ThermalTech Engineering Inc.
Thornton Tomasetti
WD Partners
WSP USA
Walter P Moore
Ware Malcomb
Wood PLC

Chile

Arcadis North America
Barr Engineering Co.
Barry-Wehmiller Design Group
Bechtel
Black & Veatch
Burns & McDonnell
CDM Smith
COWI North America
Cushing Terrell
Day & Zimmermann
Fluor
GHD
Gensler
Ghafari Associates LLC
GreenbergFarrow
Handel Architects
Hatch Associates Consultants Inc.
Jensen Hughes
KPF Consulting Engineers
Langan
Leidos
M3 Engineering and Technology Corp.
Moffatt & Nichol
Perkins&Will
Pond and Co.
RSP
Sargent & Lundy

Where the 2024 Top 500 Design Firms Worked

Region Country Company

Simpson Gumpertz & Heger
SmithGroup
Thornton Tomasetti
WD Partners
WSP USA
Wood PLC

Colombia

Arup US Inc.
Audubon
Black & Veatch
CDM Smith
Day & Zimmermann
Gensler
Geosyntec Consultants
HOK
Hazen and Sawyer
Langan
Miyamoto International
Moffatt & Nichol
Moody Nolan
Mott MacDonald
Ramboll
Sargent & Lundy
Simpson Gumpertz & Heger
TYLin
Thornton Tomasetti
WD Partners
WSP USA
Walter P Moore
Wood PLC
Wunderlich-Malec Engineering Inc.

Costa Rica

Arcadis North America
Baxter & Woodman Inc.
CRB
DLZ Corp.
Gensler
Ghafari Associates LLC
Hart Howerton
IPS-Integrated Project Services LLC
Landrum & Brown Inc.
Langan

Region Country Company

Miyamoto International
Moffatt & Nichol
Mott MacDonald
Partner Engineering and Science Inc.
Perkins Eastman
Simpson Gumpertz & Heger
WD Partners
Woolpert Inc.

Ecuador

Arcadis North America
Corgan
EXP
Gensler
Ghafari Associates LLC
GreenbergFarrow
Haskell
Hazen and Sawyer
Introba Inc.
Landrum & Brown Inc.
Langan
M3 Engineering and Technology Corp.
Miyamoto International
Moffatt & Nichol
Moody Nolan
Perkins Eastman
Simpson Gumpertz & Heger
WD Partners
WSP USA
Walter P Moore

El Salvador

Arcadis North America
Black & Veatch
Coffman Engineers Inc.
Gensler
GreenbergFarrow
Haskell
Hatch Associates Consultants Inc.
Introba Inc.
Langan
Perkins&Will
Sargent & Lundy
Thornton Tomasetti

Where the 2024 Top 500 Design Firms Worked

Region Country Company

WD Partners

WSP USA

Guatemala

Arcadis North America

Black & Veatch

CHA Consulting Inc. (CHA)

DLZ Corp.

Day & Zimmermann

Gensler

KTGY

Magnusson Klemencic Associates

Moody Nolan

Mott MacDonald

Perkins Eastman

Ramboll

WD Partners

WSP USA

Walter P Moore

Guyana

Bechtel

Day & Zimmermann

Gensler

HOK

Lanier & Associates Consulting Engineers Inc.

Page

Sargent & Lundy

Skidmore Owings & Merrill

WD Partners

WSP USA

Honduras

Arcadis North America

Burns & McDonnell

CHA Consulting Inc. (CHA)

DLR Group

Day & Zimmermann

Gensler

Hatch Associates Consultants Inc.

LJB Engineering

RSP

Simpson Gumpertz & Heger

Thompson Holdings

Region Country Company

Thornton Tomasetti

WSP USA

Walter P Moore

Mexico

AKF Group

AO

Arcadis North America

Arquitectonica

Audubon

BSI Engineering

Barr Engineering Co.

Barry-Wehmiller Design Group

Bechtel

Black & Veatch

Burns & McDonnell

CHA Consulting Inc. (CHA)

Clark Nexsen

Coffman Engineers Inc.

Cushing Terrell

Day & Zimmermann

DeSimone Consulting Engineers

Degenkolb Engineers

Dennis Group

EGIS USA

ENTRUST Solutions Group

Ennead Architects LLC

Flad Architects

Fluor

Foth Cos.

GZA

Gensler

Geosyntec Consultants

Ghafari Associates LLC

GreenbergFarrow

HDR

HED

HKS

HOK

Halff

Hanson Professional Services Inc.

Hart Howerton

Hazen and Sawyer

Introba Inc.

Where the 2024 Top 500 Design Firms Worked

Region Country Company

Jensen Hughes
KPFK Consulting Engineers
Kiewit Corp.
Kimley-Horn
Langan
Leidos
M3 Engineering and Technology Corp.
ME Engineers
MG2
Magnusson Klemencic Associates
Merrick & Co.
Michael Baker International
Miyamoto International
Moffatt & Nichol
Moody Nolan
Mott MacDonald
Ninyo & Moore Geotech. & Enviro. Sciences
Page
Parsons Corp.
Partner Engineering and Science Inc.
Perkins&Will
Pond and Co.
Populous
Raba Kistner Inc.
Ramboll
Rebel Design+Group
Robert A.M. Stern Architects
SCS Engineers
SSOE Group
Salas O'Brien
Sargent & Lundy
Simpson Gumpertz & Heger
Skidmore Owings & Merrill
Smith Seckman Reid Inc.
TLC Engineering Solutions
TPG Architecture LLP
TRC Cos. Inc.
TYLin
The Beck Group
ThermalTech Engineering Inc.
Thornton Tomasetti
Vestal Corp.
WD Partners
WSP USA

Region Country Company

Waldemar S. Nelson and Co. Inc.
Walter P Moore
Ware Malcomb
Wood PLC
Wunderlich-Malec Engineering Inc.

Nicaragua

DLZ Corp.
Day & Zimmermann
Jensen Hughes
Landrum & Brown Inc.
Thornton Tomasetti
Vanderweil Engineers
WSP USA

Panama

Arcadis North America
Black & Veatch
Burns & McDonnell
Cushing Terrell
DLZ Corp.
Fluor
Gannett Fleming
Gensler
GeoEngineers Inc.
Geosyntec Consultants
GreenbergFarrow
HKS
Hart Howerton
Hazen and Sawyer
Jacobs Solutions Inc.
Kimley-Horn
Langan
Lanier & Associates Consulting Engineers Inc.
Moffatt & Nichol
Moody Nolan
Mueser Rutledge Consulting Engineers PLLC
Perkins Eastman
Perkins&Will
Rebel Design+Group
Sargent & Lundy
Simpson Gumpertz & Heger
TYLin
WD Partners

Where the 2024 Top 500 Design Firms Worked

Region Country Company

WSP USA

Walker Consultants

Walter P Moore

Ware Malcomb

Paraguay

CHA Consulting Inc. (CHA)

Gensler

KPFK Consulting Engineers

Moody Nolan

WD Partners

ZGF

Peru

Arcadis North America

Arquitectonica

Barr Engineering Co.

Bechtel

Black & Veatch

Fluor

Gensler

Geo-Logic Associates Inc.

GeoEngineers Inc.

Geosyntec Consultants

GreenbergFarrow

Leidos

M3 Engineering and Technology Corp.

Martin/Martin Inc.

Miyamoto International

Moffatt & Nichol

Robert A.M. Stern Architects

Salas O'Brien

Sargent & Lundy

Smith Seckman Reid Inc.

SmithGroup

TRC Cos. Inc.

TYLin

Thompson Holdings

Thornton Tomasetti

WD Partners

WSP USA

Walter P Moore

Wood PLC

Region Country Company

Suriname

Day & Zimmermann

Gensler

I. C. Thomasson Associates Inc.

Michael Baker International

Ramboll

WSP USA

Uruguay

Arcadis North America

Corgan

Gensler

GreenbergFarrow

Mott MacDonald

Perkins&Will

SmithGroup

WD Partners

Venezuela

Moody Nolan

C. CARIBBEAN ISLANDS

Cuba

Beyer Blinder Belle Architects and Planners LLP

Burns & McDonnell

Coffman Engineers Inc.

Day & Zimmermann

LEO A DALY

Michael Baker International

Moffatt & Nichol

Stanley Consultants

TLC Engineering Solutions

Terracon Consultants Inc.

WSP USA

Greater Antilles

Arcadis North America

Arquitectonica

Baskervill

Black & Veatch

Clark Nexsen

Corgan

Where the 2024 Top 500 Design Firms Worked

Region Country Company

DLR Group
 Day & Zimmermann
 DeSimone Consulting Engineers
 EXP
 Fluor
 Gensler
 Hart Howerton
 Jensen Hughes
 KPFF Consulting Engineers
 Kimley-Horn
 LEO A DALY
 Langan
 Little Diversified Architectural Consulting Inc.
 Loring Consulting Engineers Inc.
 Michael Baker International
 Miyamoto International
 Mott MacDonald
 Partner Engineering and Science Inc.
 Perkins&Will
 Ramboll
 STUDIOS architecture
 Sargent & Lundy
 Simpson Gumpertz & Heger
 Smith Seckman Reid Inc.
 Stellar Group Inc.
 Stratus Team LLC
 TLC Engineering Solutions
 Urbahn Architects PLLC
 Vanderweil Engineers
 WD Partners
 WSP USA
 Waldemar S. Nelson and Co. Inc.
 Walter P Moore

Lesser Antilles

Arcadis North America
 Baskervill
 Black & Veatch
 Burns & McDonnell
 CHA Consulting Inc. (CHA)
 CPH Inc.
 Civil & Environmental Consultants Inc.
 Corgan
 DLR Group

Region Country Company

Day & Zimmermann
 EXP
 Engineering Consulting Services (ECS)
 Ennead Architects LLC
 Flad Architects
 Gensler
 Geosyntec Consultants
 HOK
 Hanson Professional Services Inc.
 Hart Howerton
 Haskell
 Jaros Baum & Bolles
 Jensen Hughes
 KPFF Consulting Engineers
 Kimley-Horn
 LEO A DALY
 Langan
 Page
 Parsons Corp.
 Partner Engineering and Science Inc.
 Patrick Engineering Inc.
 Perkins Eastman
 Perkins&Will
 Rebel Design+Group
 Salas O'Brien
 Sargent & Lundy
 Simpson Gumpertz & Heger
 Smith Seckman Reid Inc.
 Syska Hennessy Group
 TLC Engineering Solutions
 TRC Cos. Inc.
 TYLin
 Terracon Consultants Inc.
 The Beck Group
 Thornton Tomasetti
 Urbahn Architects PLLC
 Vanderweil Engineers
 WD Partners
 WSP USA
 Waldemar S. Nelson and Co. Inc.
 Wood PLC
 Woolpert Inc.

Where the 2024 Top 500 Design Firms Worked

Region Country Company

Puerto Rico

AKF Group
Arcadis North America
BCC Engineering Inc.
Barry-Wehmiller Design Group
Baskervill
Bechtel
Black & Veatch
Burns & McDonnell
CDM Smith
CPH Inc.
Civil & Environmental Consultants Inc.
Dattner Architects
DeSimone Consulting Engineers
EGIS USA
EXP
Engineering Consulting Services (ECS)
Farnsworth Group Inc.
Fluor
Gensler
Geosyntec Consultants
GreenbergFarrow
HDR
Handel Architects
Hanson Professional Services Inc.
Hart Howerton
Haskell
Henderson Cos.
IPS-Integrated Project Services LLC
JCJ Architecture
Jensen Hughes
KPF Consulting Engineers
Kimley-Horn
LEO A DALY
Langan
MG2
Merrick & Co.
Mesa Associates Inc.
Michael Baker International
Miyamoto International
Moffatt & Nichol
Mott MacDonald
Parsons Corp.
Partner Engineering and Science Inc.

Region Country Company

Perkins Eastman
Perkins&Will
Pond and Co.
Ramboll
Rebel Design+Group
SWCA Environmental Consultants
Sargent & Lundy
Simpson Gumpertz & Heger
TYLin
The Vertex Cos. Inc.
Thornton Tomasetti
Tower Engineering Professionals
Vanderweil Engineers
WD Partners
WSP USA
Ware Malcomb
Woolpert Inc.
ZGF

D. EUROPE

Albania

Jensen Hughes
Langan
Page
Populous

Armenia

Black & Veatch
Gensler
Jacobs Solutions Inc.
Jensen Hughes
Perkins&Will
Rebel Design+Group
Sargent & Lundy

Austria

Actalent
Arcadis North America
Black & Veatch
Burns & McDonnell
CRB
Coffman Engineers Inc.

Where the 2024 Top 500 Design Firms Worked

Region Country Company

Gensler
HDR
HOK
Hardesty & Hanover LLC
IPS-Integrated Project Services LLC
JCJ Architecture
Jensen Hughes
KPF Consulting Engineers
Perkins&Will
Populous
Ramboll
Rebel Design+Group
Skidmore Owings & Merrill
TRC Cos. Inc.
WD Partners

Azerbaijan

Bechtel
Day & Zimmermann
Gensler
HKS
Jensen Hughes
Sargent & Lundy
Thornton Tomasetti
Wood PLC

Belarus

Thornton Tomasetti

Belgium

Actalent
Barr Engineering Co.
Barry-Wehmiller Design Group
Black & Veatch
Burns & McDonnell
CRB
Coffman Engineers Inc.
Day & Zimmermann
Dewberry
Fluor
Gensler
Geosyntec Consultants
HDR
HLW

Region Country Company

HOK
IPS-Integrated Project Services LLC
Jacobs Solutions Inc.
Jensen Hughes
Langan
Moffatt & Nichol
Partner Engineering and Science Inc.
Perkins&Will
Populous
Ramboll
Skidmore Owings & Merrill
Thornton Tomasetti
WD Partners
WSP USA
Wood PLC

Bosnia & Herzegovina

Day & Zimmermann
Fluor
Hatch Associates Consultants Inc.
Michael Baker International
SmithGroup
WSP USA

Bulgaria

Black & Veatch
Gensler
Geo-Logic Associates Inc.
HDR
Jensen Hughes
Michael Baker International
Skidmore Owings & Merrill
TRC Cos. Inc.
WSP USA
Wood PLC

Croatia

HLW
Hanson Professional Services Inc.
Jensen Hughes
Moffatt & Nichol
TRC Cos. Inc.
WSP USA

Where the 2024 Top 500 Design Firms Worked

Region Country Company

Czech Rep.

Burns & McDonnell
Gensler
Partner Engineering and Science Inc.
Ramboll
Rebel Design+Group
Wood PLC

Denmark

Beyer Blinder Belle Architects and Planners LLP
Black & Veatch
CRB
Corgan
Day & Zimmermann
Fluor
Gensler
Geosyntec Consultants
HDR
HKS
IPS-Integrated Project Services LLC
Jacobs Solutions Inc.
Merrick & Co.
Moffatt & Nichol
Parsons Corp.
Partner Engineering and Science Inc.
Perkins&Will
Ramboll
TRC Cos. Inc.
Tetra Tech
Thornton Tomasetti
WSP USA
Wood PLC

Estonia

Black & Veatch
Langan
Sargent & Lundy

Finland

Arcadis North America
Black & Veatch
Fluor
Gensler
Geosyntec Consultants

Region Country Company

HOK
Introba Inc.
Jacobs Solutions Inc.
Martin/Martin Inc.
Partner Engineering and Science Inc.
Perkins&Will
Ramboll
Rebel Design+Group
SSOE Group
Sargent & Lundy
Simpson Gumpertz & Heger
TRC Cos. Inc.
WSP USA

France

Arcadis North America
Black & Veatch
CRB
Clark Nexsen
Corgan
Day & Zimmermann
Fluor
Gensler
Geosyntec Consultants
GreenbergFarrow
HDR
HKS
HOK
Hargrove Engineers & Constructors
Introba Inc.
Jacobs Solutions Inc.
Jensen Hughes
KPF Consulting Engineers
Kohn Pedersen Fox
LEO A DALY
Langan
ME Engineers
Martin/Martin Inc.
Moffatt & Nichol
Parsons Corp.
Partner Engineering and Science Inc.
Perkins&Will
Populous
Ramboll

Where the 2024 Top 500 Design Firms Worked

Region Country Company

Rebel Design+Group
SSOE Group
STUDIOS architecture
Sanborn Head & Associates Inc.
Simpson Gumpertz & Heger
Skidmore Owings & Merrill
TRC Cos. Inc.
TYLin
Tetra Tech
Thornton Tomasetti
WD Partners
WSP USA
Wood PLC
Woolpert Inc.
Zachry Group

Georgia

Black & Veatch
Burns & McDonnell
CDM Smith
DeSimone Consulting Engineers
Gensler
Jensen Hughes
Michael Baker International
Otak Inc.
Perkins Eastman

Germany

Affiliated Engineers Inc.
Arcadis North America
Barry-Wehmiller Design Group
Bechtel
Beyer Blinder Belle Architects and Planners LLP
Black & Veatch
Burns & McDonnell
CDM Smith
CRB
Coffman Engineers Inc.
Corgan
Day & Zimmermann
Dennis Group
Dewberry
Fluor
Gensler

Region Country Company

HDR
HLW
HOK
Hanson Professional Services Inc.
Hargrove Engineers & Constructors
IPS-Integrated Project Services LLC
Introba Inc.
Jacobs Solutions Inc.
Jensen Hughes
Kohn Pedersen Fox
Langan
Leidos
Michael Baker International
Moffatt & Nichol
Parsons Corp.
Partner Engineering and Science Inc.
Perkins&Will
Populous
Ramboll
SSOE Group
Salas O'Brien
Smith Seckman Reid Inc.
Stanley Consultants
TLC Engineering Solutions
TRC Cos. Inc.
Tetra Tech
Thornton Tomasetti
WD Partners
WSP USA
Wood PLC
Woolpert Inc.

Greece

Arcadis North America
Arquitectonica
CHA Consulting Inc. (CHA)
Day & Zimmermann
Fluor
Gensler
HKS
HOK
Jensen Hughes
Kimley-Horn
Langan

Where the 2024 Top 500 Design Firms Worked

Region Country Company

Michael Baker International
Moffatt & Nichol
Parsons Corp.
Perkins&Will
Populous
Ramboll
STUDIOS architecture
Sargent & Lundy
TLC Engineering Solutions
TRC Cos. Inc.
TYLin
Thornton Tomasetti
Vanderweil Engineers
WSP USA

Hungary

Beyer Blinder Belle Architects and Planners LLP
Black & Veatch
Fluor
Gensler
Ghafari Associates LLC
Jensen Hughes
Perkins&Will
TRC Cos. Inc.
WSP USA
Wood PLC

Ireland

Affiliated Engineers Inc.
Arcadis North America
Black & Veatch
Burns & McDonnell
CDM Smith
CRB
Corgan
Farnsworth Group Inc.
Gensler
Geosyntec Consultants
Ghafari Associates LLC
Gresham Smith
HDR
HKS
HLW
HOK

Region Country Company

Haskell
IPS-Integrated Project Services LLC
Jacobs Solutions Inc.
Jensen Hughes
Moffatt & Nichol
NBBJ
Parsons Corp.
Partner Engineering and Science Inc.
Perkins&Will
Populous
RSP
Rebel Design+Group
SSOE Group
STUDIOS architecture
TRC Cos. Inc.
Tetra Tech
Thornton Tomasetti
WSP USA
Wood PLC
Wunderlich-Malec Engineering Inc.

Italy

Actalent
Arcadis North America
Black & Veatch
Burns & McDonnell
CHA Consulting Inc. (CHA)
Clark Nexsen
Coffman Engineers Inc.
Day & Zimmermann
Gensler
Ghafari Associates LLC
GreenbergFarrow
HDR
HKS
HOK
IPS-Integrated Project Services LLC
Introba Inc.
Jacobs Solutions Inc.
Jensen Hughes
KPF Consulting Engineers
Kohn Pedersen Fox
ME Engineers
Michael Baker International

Where the 2024 Top 500 Design Firms Worked

Region Country Company

Moffatt & Nichol
Page
Partner Engineering and Science Inc.
Perkins&Will
Populous
Ramboll
Rebel Design+Group
STUDIOS architecture
Simpson Gumpertz & Heger
Skidmore Owings & Merrill
Smith Seckman Reid Inc.
SmithGroup
Stanley Consultants
TLC Engineering Solutions
TRC Cos. Inc.
TYLin
Terracon Consultants Inc.
Thornton Tomasetti
WD Partners
WSP USA
Wood PLC

Latvia

Gensler
Jensen Hughes
Moffatt & Nichol
WSP USA

Lithuania

Black & Veatch
Gensler
HDR
HOK
Jensen Hughes
Moffatt & Nichol
Perkins&Will
Populous

Luxembourg

Arquitectonica
Corgan
Gensler
Hatch Associates Consultants Inc.
Perkins&Will

Region Country Company

TRC Cos. Inc.

Moldova

Langan
Thornton Tomasetti
ZGF

Netherlands

Arcadis North America
Barry-Wehmiller Design Group
Black & Veatch
ENTRUST Solutions Group
Fluor
Gensler
Geosyntec Consultants
HDR
HLW
HOK
IPS-Integrated Project Services LLC
JCJ Architecture
Jacobs Solutions Inc.
Moffatt & Nichol
Page
Partner Engineering and Science Inc.
Perkins&Will
Rebel Design+Group
Skidmore Owings & Merrill
TRC Cos. Inc.
Tetra Tech
Thornton Tomasetti
WD Partners
WSP USA
Wood PLC

North Macedonia

Black & Veatch

Norway

Arcadis North America
Black & Veatch
Fluor
Geosyntec Consultants
HLW
HOK

Where the 2024 Top 500 Design Firms Worked

Region Country Company

LJB Engineering
Moffatt & Nichol
Perkins&Will
Populous
Rebel Design+Group
Stanley Consultants
TRC Cos. Inc.
Tetra Tech
Thornton Tomasetti
WSP USA
Wood PLC

Poland

Actalent
Bechtel
Black & Veatch
Burns & McDonnell
CDM Smith
Coffman Engineers Inc.
Fluor
Gensler
Geosyntec Consultants
Introba Inc.
Jacobs Solutions Inc.
Jensen Hughes
KPFK Consulting Engineers
Loring Consulting Engineers Inc.
Perkins&Will
Sanborn Head & Associates Inc.
SmithGroup
TRC Cos. Inc.
TYLin
WSP USA
Wood PLC

Portugal

Black & Veatch
Fluor
Gensler
Geosyntec Consultants
HDR
HOK
Hart Howerton
IPS-Integrated Project Services LLC

Region Country Company

Jensen Hughes
Kohn Pedersen Fox
Langan
Perkins&Will
Populous
TRC Cos. Inc.
TYLin
Thornton Tomasetti
WSP USA
Wood PLC

Romania

Black & Veatch
Gensler
HOK
Jacobs Solutions Inc.
Jensen Hughes
Sanborn Head & Associates Inc.
Sargent & Lundy
TRC Cos. Inc.
TYLin
WSP USA
Wood PLC

Russia

Day & Zimmermann
Fluor
TRC Cos. Inc.
Thornton Tomasetti

Serbia

Bechtel
HOK
Introba Inc.
Jensen Hughes
Ramboll
WSP USA

Slovakia

Black & Veatch
Burns & McDonnell
Gensler
Langan
Sargent & Lundy

Where the 2024 Top 500 Design Firms Worked

Region Country Company

Wood PLC

Slovenia

Black & Veatch

Hatch Associates Consultants Inc.

Jensen Hughes

Perkins&Will

Sargent & Lundy

Spain

Arcadis North America

Barr Engineering Co.

Barry-Wehmiller Design Group

Black & Veatch

CRB

Clark Nexsen

Coffman Engineers Inc.

Day & Zimmermann

Fluor

Gensler

Geosyntec Consultants

HDR

HKS

IPS-Integrated Project Services LLC

Jacobs Solutions Inc.

Jensen Hughes

KPFK Consulting Engineers

LaBella Associates DPC

M3 Engineering and Technology Corp.

Michael Baker International

Moffatt & Nichol

Page

Partner Engineering and Science Inc.

Perkins Eastman

Perkins&Will

Populous

Ramboll

Rebel Design+Group

SSOE Group

STUDIOS architecture

Sargent & Lundy

Stanley Consultants

Syska Hennessy Group

TLC Engineering Solutions

Region Country Company

TRC Cos. Inc.

TYLin

Thornton Tomasetti

WD Partners

WSP USA

Walter P Moore

Wood PLC

ZGF

Zachry Group

Sweden

Arcadis North America

Barry-Wehmiller Design Group

Black & Veatch

Burns & McDonnell

Fluor

Gensler

Geosyntec Consultants

HDR

HOK

Jacobs Solutions Inc.

Jensen Hughes

MG2

Partner Engineering and Science Inc.

Perkins&Will

Ramboll

Rebel Design+Group

Simpson Gumpertz & Heger

Skidmore Owings & Merrill

TRC Cos. Inc.

Thornton Tomasetti

WSP USA

Wood PLC

Zachry Group

Switzerland

Arcadis North America

Burns & McDonnell

CRB

Corgan

Day & Zimmermann

Fluor

Gensler

HKS

Where the 2024 Top 500 Design Firms Worked

Region Country Company

HOK
 IPS-Integrated Project Services LLC
 Jacobs Solutions Inc.
 Jensen Hughes
 Langan
 Perkins&Will
 Populous
 Ramboll
 Salas O'Brien
 Skidmore Owings & Merrill
 TRC Cos. Inc.
 WD Partners
 WSP USA
 Wood PLC
 Zachry Group

Ukraine

Black & Veatch
 Hatch Associates Consultants Inc.
 Jensen Hughes
 Miyamoto International
 Parsons Corp.
 TYLin
 WSP USA

United Kingdom

Actalent
 Affiliated Engineers Inc.
 Arcadis North America
 Barry-Wehmiller Design Group
 Bechtel
 Black & Veatch
 Burns & McDonnell
 CHA Consulting Inc. (CHA)
 CRB
 Coffman Engineers Inc.
 Corgan
 Cuningham
 Day & Zimmermann
 DeSimone Consulting Engineers
 Dennis Group
 Farnsworth Group Inc.
 Fluor
 GZA

Region Country Company

Gensler
 Geosyntec Consultants
 Ghafari Associates LLC
 HDR
 HKS
 HLW
 HOK
 Hardesty & Hanover LLC
 Hart Howerton
 Hatch Associates Consultants Inc.
 IPS-Integrated Project Services LLC
 Introba Inc.
 Jacobs Solutions Inc.
 Jensen Hughes
 KPFF Consulting Engineers
 Kimley-Horn
 Kohn Pedersen Fox
 LS3P
 LaBella Associates DPC
 Langan
 Leidos
 M3 Engineering and Technology Corp.
 ME Engineers
 MG2
 Merrick & Co.
 Moffatt & Nichol
 Mott MacDonald
 NBBJ
 NORR
 Otak Inc.
 Page
 Parsons Corp.
 Partner Engineering and Science Inc.
 Patrick Engineering Inc.
 Perkins&Will
 Pond and Co.
 Populous
 RSP
 Ramboll
 Rebel Design+Group
 Salas O'Brien
 Sargent & Lundy
 Simpson Gumpertz & Heger
 Skidmore Owings & Merrill

Where the 2024 Top 500 Design Firms Worked

Region Country Company

Stanley Consultants
Syska Hennessy Group
TRC Cos. Inc.
TYLin
Tetra Tech
ThermalTech Engineering Inc.
Thornton Tomasetti
WD Partners
WSP USA
Ware Malcomb
Wood PLC
Woolpert Inc.
Zachry Group

E. MIDDLE EAST

Afghanistan

Black & Veatch
HDR
KPFF Consulting Engineers
Miyamoto International

Bahrain

Bechtel
Burns & McDonnell
Clark Nexsen
Gensler
Introba Inc.
Jensen Hughes
Michael Baker International
Parsons Corp.
Perkins&Will
Populous
Skidmore Owings & Merrill
TLC Engineering Solutions
TRC Cos. Inc.

Cyprus

Black & Veatch
Day & Zimmermann
HKS
Jensen Hughes
Langan

Region Country Company

Thornton Tomasetti

Iraq

Black & Veatch
Burns & McDonnell
DLR Group
Day & Zimmermann
Ghafari Associates LLC
Jacobs Solutions Inc.
Landrum & Brown Inc.
Moffatt & Nichol
Page
Parsons Corp.
Sargent & Lundy
Thornton Tomasetti
WSP USA
Wood PLC

Israel

Affiliated Engineers Inc.
Arcadis North America
Black & Veatch
Burns & McDonnell
CDM Smith
CRB
Corgan
HDR
HOK
Hatch Associates Consultants Inc.
Jacobs Solutions Inc.
Jensen Hughes
KPFF Consulting Engineers
Kohn Pedersen Fox
Langan
Michael Baker International
Moffatt & Nichol
Perkins&Will
Populous
Ramboll
Robert A.M. Stern Architects
SSOE Group
Sargent & Lundy
Skidmore Owings & Merrill
SmithGroup

Where the 2024 Top 500 Design Firms Worked

Region Country Company

TRC Cos. Inc.

Thornton Tomasetti

WSP USA

Jordan

Black & Veatch

CDM Smith

Day & Zimmermann

Gensler

Geosyntec Consultants

Hargrove Engineers & Constructors

Jensen Hughes

Langan

Magnusson Klemencic Associates

Michael Baker International

Rebel Design+Group

Sargent & Lundy

Syska Hennessy Group

TRC Cos. Inc.

Vanderweil Engineers

Kuwait

CDM Smith

Fluor

Geosyntec Consultants

HDR

HOK

Hanson Professional Services Inc.

Jacobs Solutions Inc.

Jensen Hughes

LEO A DALY

Michael Baker International

Parsons Corp.

Perkins Eastman

Rebel Design+Group

Simpson Gumpertz & Heger

Skidmore Owings & Merrill

WSP USA

Wood PLC

Lebanon

CHA Consulting Inc. (CHA)

Day & Zimmermann

HOK

Region Country Company

Introba Inc.

Miyamoto International

Perkins&Will

Thornton Tomasetti

Walter P Moore

Oman

Bechtel

Black & Veatch

CDM Smith

Day & Zimmermann

Fluor

Gensler

HKS

Jacobs Solutions Inc.

Jensen Hughes

M3 Engineering and Technology Corp.

Parsons Corp.

Populous

Sargent & Lundy

Skidmore Owings & Merrill

Syska Hennessy Group

Wood PLC

Pakistan

AI Engineers Inc.

Black & Veatch

CDM Smith

Jensen Hughes

KPF Consulting Engineers

Sargent & Lundy

Schmidt Associates

TYLin

Wood PLC

Qatar

Burns & McDonnell

CDM Smith

Cunningham

Day & Zimmermann

Fluor

Gannett Fleming

Gensler

HDR

Where the 2024 Top 500 Design Firms Worked

Region Country Company

HOK

Introba Inc.

Jacobs Solutions Inc.

Jensen Hughes

KPFF Consulting Engineers

LEO A DALY

Landrum & Brown Inc.

Langan

Michael Baker International

Moffatt & Nichol

Parsons Corp.

Perkins Eastman

Perkins&Will

Populous

Ramboll

Rebel Design+Group

Simpson Gumpertz & Heger

Skidmore Owings & Merrill

TYLin

Thornton Tomasetti

WSP USA

Wood PLC

Saudi Arabia

Arcadis North America

Ayers Saint Gross

Barry-Wehmiller Design Group

Bechtel

Beyer Blinder Belle Architects and Planners LLP

Black & Veatch

Burns & McDonnell

CDM Smith

CHA Consulting Inc. (CHA)

CRB

Coffman Engineers Inc.

Corgan

DLR Group

Day & Zimmermann

DeSimone Consulting Engineers

EGIS USA

Fluor

GEI Consultants Inc.

Gensler

GeoEngineers Inc.

Region Country Company

Geosyntec Consultants

Ghafari Associates LLC

HDR

HKS

HOK

Handel Architects

Introba Inc.

Jacobs Solutions Inc.

Jaros Baum & Bolles

Jensen Hughes

KPFF Consulting Engineers

Kohn Pedersen Fox

LEO A DALY

Landrum & Brown Inc.

Langan

Leidos

ME Engineers

Magnusson Klemencic Associates

Michael Baker International

Moffatt & Nichol

Orcutt | Winslow

Otak Inc.

Parsons Corp.

Perkins Eastman

Perkins&Will

Populous

Rebel Design+Group

Sargent & Lundy

Simpson Gumpertz & Heger

Skidmore Owings & Merrill

Smith Seckman Reid Inc.

Stanley Consultants

Syska Hennessy Group

TYLin

Thornton Tomasetti

Vanderweil Engineers

WSP USA

Walter P Moore

Wood PLC

Wunderlich-Malec Engineering Inc.

Syria

Day & Zimmermann

Miyamoto International

Where the 2024 Top 500 Design Firms Worked

Region Country Company

Turkey

Black & Veatch
CHA Consulting Inc. (CHA)
Clark Nexsen
Coffman Engineers Inc.
Day & Zimmermann
Fluor
Geo-Logic Associates Inc.
Ghafari Associates LLC
HDR
HKS
HOK
Jensen Hughes
KPFF Consulting Engineers
Kohn Pedersen Fox
LEO A DALY
Langan
Miyamoto International
Moffatt & Nichol
Parsons Corp.
Perkins Eastman
Perkins&Will
Robert A.M. Stern Architects
Sargent & Lundy
TRC Cos. Inc.
TYLin
Thornton Tomasetti
WSP USA
Wood PLC

United Arab Emirates

AO
Arcadis North America
Arquitectonica
Barr Engineering Co.
Bechtel
Black & Veatch
CDM Smith
CRB
Cushing Terrell
DLR Group
Day & Zimmermann
EGIS USA
Gensler

Region Country Company

Geosyntec Consultants
Ghafari Associates LLC
HDR
HKS
HOK
Introba Inc.
Jacobs Solutions Inc.
Jensen Hughes
KPFF Consulting Engineers
Kohn Pedersen Fox
LEO A DALY
Landrum & Brown Inc.
Langan
ME Engineers
Michael Baker International
NORR
NV5 Global Inc.
Parsons Corp.
Perkins Eastman
Perkins&Will
Populous
Rebel Design+Group
Sargent & Lundy
Skidmore Owings & Merrill
Smith Seckman Reid Inc.
Stanley Consultants
Syska Hennessy Group
TRC Cos. Inc.
TYLin
Thornton Tomasetti
WSP USA
Walker Consultants
Walter P Moore
Wood PLC
Zachry Group

F. ASIA

Bangladesh

Black & Veatch
HOK
IPS-Integrated Project Services LLC
Jensen Hughes

Where the 2024 Top 500 Design Firms Worked

Region Country Company

Miyamoto International
Perkins Eastman
Populous
Skidmore Owings & Merrill
Thornton Tomasetti
WSP USA

Brunei

Populous
WD Partners
Wood PLC

Cambodia

Black & Veatch
Day & Zimmermann
Otak Inc.
WD Partners

China (P.R.C.)

AO
Arcadis North America
BSI Engineering
Beyer Blinder Belle Architects and Planners LLP
Black & Veatch
Burns & McDonnell
CRB
Corgan
DAHLIN Architecture | Planning | Interiors
DLR Group
Day & Zimmermann
Ennead Architects LLC
Fluor
GBBN
Gensler
Ghafari Associates LLC
GreenbergFarrow
HDR
HOK
Hatch Associates Consultants Inc.
IPS-Integrated Project Services LLC
Introba Inc.
Jacobs Solutions Inc.
Jensen Hughes
Kohn Pedersen Fox

Region Country Company

LEO A DALY
Landrum & Brown Inc.
Leidos
MG2
NBBJ
Perkins Eastman
Perkins&Will
RDC-S111
Ramboll
Rebel Design+Group
Robert A.M. Stern Architects
Sargent & Lundy
Simpson Gumpertz & Heger
Skidmore Owings & Merrill
SmithGroup
Syska Hennessy Group
TRC Cos. Inc.
TYLin
Thornton Tomasetti
WD Partners
WSP USA
Walker Consultants
Ware Malcomb
Wood PLC
Wunderlich-Malec Engineering Inc.
ZGF

Diego Garcia

CTL/Thompson Inc.
Gensler
HDR
Populous
Rebel Design+Group

Hong Kong (P.R.C.)

Arquitectonica
Barr Engineering Co.
Black & Veatch
Burns & McDonnell
Day & Zimmermann
EGIS USA
Gensler
HOK
Jacobs Solutions Inc.

Where the 2024 Top 500 Design Firms Worked

Region Country Company

Kohn Pedersen Fox
LEO A DALY
NBBJ
NV5 Global Inc.
Parsons Corp.
Perkins&Will
Populous
Rebel Design+Group
Simpson Gumpertz & Heger
Skidmore Owings & Merrill
WD Partners
WSP USA
Wunderlich-Malec Engineering Inc.

India

Actalent
Arcadis North America
Bechtel
Black & Veatch
Burns & McDonnell
CDM Smith
CHA Consulting Inc. (CHA)
CannonDesign
Coffman Engineers Inc.
DLZ Corp.
ENTRUST Solutions Group
Fluor
Gensler
Ghafari Associates LLC
HDR
HOK
Hanson Professional Services Inc.
IMEG Corp.
IPS-Integrated Project Services LLC
Introba Inc.
Jacobs Solutions Inc.
Jensen Hughes
KPF Consulting Engineers
Kohn Pedersen Fox
Landrum & Brown Inc.
Langan
Loring Consulting Engineers Inc.
ME Engineers
Magnusson Klemencic Associates

Region Country Company

Mazzetti
McLaren Engineering Group
Miyamoto International
Moody Nolan
Morrison Hershfield
NBBJ
NV5 Global Inc.
Perkins Eastman
Perkins&Will
Populous
Ramboll
SSOE Group
Sargent & Lundy
Skidmore Owings & Merrill
Smith Seckman Reid Inc.
SmithGroup
Stanley Consultants
TRC Cos. Inc.
TYLin
Terracon Consultants Inc.
ThermalTech Engineering Inc.
Thornton Tomasetti
WD Partners
WSP USA
Walter P Moore
Wood PLC

Indonesia

AO
Arcadis North America
Black & Veatch
CDM Smith
Fluor
GAI Consultants Inc.
Gensler
GeoEngineers Inc.
GreenbergFarrow
HDR
Jacobs Solutions Inc.
Jensen Hughes
KPF Consulting Engineers
Landrum & Brown Inc.
Langan
Magnusson Klemencic Associates

Where the 2024 Top 500 Design Firms Worked

Region Country Company

Miyamoto International
NBBJ
Rebel Design+Group
Sargent & Lundy
Skidmore Owings & Merrill
TYLin
Thornton Tomasetti
Urbahn Architects PLLC
WD Partners
WSP USA
Waldemar S. Nelson and Co. Inc.

Japan

Arcadis North America
Bechtel
Black & Veatch
Burns & McDonnell
CHA Consulting Inc. (CHA)
CRB
Coffman Engineers Inc.
Corgan
Day & Zimmermann
Dewberry
Ennead Architects LLC
Fluor
Gensler
HDR
HOK
Haskell
Hatch Associates Consultants Inc.
Horrocks Engineers
I. C. Thomasson Associates Inc.
Jacobs Solutions Inc.
Jensen Hughes
KPF Consulting Engineers
Kohn Pedersen Fox
Larson Design Group Inc.
M3 Engineering and Technology Corp.
ME Engineers
MG2
Merrick & Co.
Michael Baker International
Miyamoto International
Moffatt & Nichol

Region Country Company

Mott MacDonald
NBBJ
Parsons Corp.
Perkins&Will
Populous
Ramboll
Skidmore Owings & Merrill
Smith Seckman Reid Inc.
Stanley Consultants
TLC Engineering Solutions
TRC Cos. Inc.
Terracon Consultants Inc.
Thornton Tomasetti
WD Partners
WSP USA
Wood PLC
Woolpert Inc.
ZGF
Zachry Group

Kazakhstan

Fluor
Jacobs Solutions Inc.
Jensen Hughes
Robert A.M. Stern Architects
Thornton Tomasetti
WSP USA
Wood PLC

Korea, South

AO
Arcadis North America
Barry-Wehmiller Design Group
Black & Veatch
Burgess & Niple Inc.
Burns & McDonnell
CHA Consulting Inc. (CHA)
CRB
Coffman Engineers Inc.
Day & Zimmermann
Gensler
GreenbergFarrow
HOK
Halff

Where the 2024 Top 500 Design Firms Worked

Region Country Company

Introba Inc.
Jacobs Solutions Inc.
Jensen Hughes
KPFF Consulting Engineers
Kohn Pedersen Fox
Langan
MG2
Magnusson Klemencic Associates
NBBJ
Otak Inc.
Parsons Corp.
Perkins Eastman
Perkins&Will
Populous
RATIO
Ramboll
Robert A.M. Stern Architects
Sargent & Lundy
Simpson Gumpertz & Heger
Skidmore Owings & Merrill
Stanley Consultants
Syska Hennessy Group
TLC Engineering Solutions
TRC Cos. Inc.
Tetra Tech
The Beck Group
Thornton Tomasetti
WD Partners
WSP USA
Ware Malcomb
Wunderlich-Malec Engineering Inc.
ZGF

Laos

Black & Veatch
Otak Inc.
WD Partners
WSP USA

Malaysia

Arcadis North America
Black & Veatch
Burns & McDonnell
Fluor

Region Country Company

Gensler
Geosyntec Consultants
GreenbergFarrow
HDR
Haskell
Introba Inc.
Jacobs Solutions Inc.
Jensen Hughes
Kohn Pedersen Fox
Landrum & Brown Inc.
Moffatt & Nichol
Moody Nolan
NV5 Global Inc.
Perkins Eastman
Populous
Ramboll
Sargent & Lundy
Skidmore Owings & Merrill
TRC Cos. Inc.
TYLin
WD Partners
WSP USA
Wood PLC

Maldives

Day & Zimmermann
Gensler
Jensen Hughes
Moffatt & Nichol
Rebel Design+Group
TYLin

Mongolia

Miyamoto International
WSP USA

Myanmar (Burma)

Day & Zimmermann

Nepal

Beyer Blinder Belle Architects and Planners LLP
CDM Smith
Miyamoto International
WSP USA

Where the 2024 Top 500 Design Firms Worked

Region Country Company

Philippines

AO
Arcadis North America
Arquitectonica
Black & Veatch
Coffman Engineers Inc.
Fluor
Gensler
Ghafari Associates LLC
GreenbergFarrow
Introba Inc.
Jacobs Solutions Inc.
Jensen Hughes
Landrum & Brown Inc.
Langan
Magnusson Klemencic Associates
Michael Baker International
Moffatt & Nichol
NV5 Global Inc.
Page
Populous
Sargent & Lundy
Skidmore Owings & Merrill
Stanley Consultants
Syska Hennessy Group
TRC Cos. Inc.
TYLin
Thornton Tomasetti
WD Partners
WSP USA
Wood PLC
Wunderlich-Malec Engineering Inc.

Singapore

Arcadis North America
Black & Veatch
Coffman Engineers Inc.
Corgan
Farnsworth Group Inc.
Fluor
Gensler
HDR
Haskell
IPS-Integrated Project Services LLC

Region Country Company

Introba Inc.
Jacobs Solutions Inc.
Jaros Baum & Bolles
Jensen Hughes
KPFK Consulting Engineers
Kahler Slater
Kohn Pedersen Fox
Landrum & Brown Inc.
Merrick & Co.
Moody Nolan
Mott MacDonald
NBBJ
NV5 Global Inc.
Perkins Eastman
Perkins&Will
Populous
RSP
Ramboll
Rebel Design+Group
Skidmore Owings & Merrill
TRC Cos. Inc.
TYLin
Thornton Tomasetti
Vanderweil Engineers
WD Partners
WSP USA
Wood PLC

Sri Lanka

CHA Consulting Inc. (CHA)
Coffman Engineers Inc.
Gensler
Hanson Professional Services Inc.
Jensen Hughes
Langan
Magnusson Klemencic Associates
Skidmore Owings & Merrill

Taiwan (R.O.C)

Affiliated Engineers Inc.
Arcadis North America
Bechtel
Black & Veatch
Gensler

Where the 2024 Top 500 Design Firms Worked

Region Country Company

Geosyntec Consultants
HOK
Handel Architects
Introba Inc.
Jacobs Solutions Inc.
Jensen Hughes
Kohn Pedersen Fox
Landrum & Brown Inc.
MG2
Magnusson Klemencic Associates
Merrick & Co.
NBBJ
Perkins Eastman
Ramboll
Robert A.M. Stern Architects
Skidmore Owings & Merrill
TRC Cos. Inc.
TYLin
WD Partners
WSP USA
Wood PLC

Tajikistan

Day & Zimmermann
KPF Consulting Engineers
Miyamoto International

Thailand

Bechtel
Black & Veatch
CHA Consulting Inc. (CHA)
Day & Zimmermann
Ennead Architects LLC
Gensler
GreenbergFarrow
Jacobs Solutions Inc.
Jensen Hughes
KPF Consulting Engineers
Kohn Pedersen Fox
Langan
Moody Nolan
NBBJ
Page
Perkins Eastman

Region Country Company

Populous
Rebel Design+Group
Skidmore Owings & Merrill
SmithGroup
TRC Cos. Inc.
TYLin
Thornton Tomasetti
WD Partners
Wood PLC

Turkmenistan

CHA Consulting Inc. (CHA)
Coffman Engineers Inc.

Uzbekistan

Black & Veatch
Day & Zimmermann
Miyamoto International
Otak Inc.
Perkins Eastman
Sargent & Lundy

Vietnam

Arcadis North America
Arquitectonica
Black & Veatch
CDM Smith
CHA Consulting Inc. (CHA)
EGIS USA
Fluor
Gensler
Handel Architects
Jensen Hughes
KPF Consulting Engineers
Langan
Moffatt & Nichol
Moody Nolan
NBBJ
Page
Perkins Eastman
Rebel Design+Group
Sargent & Lundy
Skidmore Owings & Merrill
TYLin

Where the 2024 Top 500 Design Firms Worked

Region Country Company

Thornton Tomasetti
WD Partners

G. AUSTRALIA/OCEANIA

Australia

AO
Arcadis North America
Barr Engineering Co.
Bechtel
Black & Veatch
CDM Smith
CHA Consulting Inc. (CHA)
CRB
Coffman Engineers Inc.
Colliers Engineering & Design
Day & Zimmermann
Fluor
Gannett Fleming
Gensler
Geosyntec Consultants
GreenbergFarrow
HDR
HOK
Haskell
Hatch Associates Consultants Inc.
IPS-Integrated Project Services LLC
Introba Inc.
Jacobs Solutions Inc.
Jensen Hughes
KPFF Consulting Engineers
Kimley-Horn
Kleinfelder
Landrum & Brown Inc.
Langan
M3 Engineering and Technology Corp.
Moffatt & Nichol
Moody Nolan
Mott MacDonald
Perkins Eastman
Perkins&Will
Populous
Ramboll

Region Country Company

Rebel Design+Group
Robert A.M. Stern Architects
Salas O'Brien
Simpson Gumpertz & Heger
Skidmore Owings & Merrill
Stratus Team LLC
TRC Cos. Inc.
Tetra Tech
Thornton Tomasetti
WD Partners
WSP USA
Wood PLC
Woolpert Inc.
ZGF

New Zealand

Black & Veatch
Gensler
Geosyntec Consultants
HDR
Introba Inc.
Jacobs Solutions Inc.
KPFF Consulting Engineers
Landrum & Brown Inc.
Magnusson Klemencic Associates
Merrick & Co.
Miyamoto International
Populous
Ramboll
Rebel Design+Group
Simpson Gumpertz & Heger
SmithGroup
TRC Cos. Inc.
Terracon Consultants Inc.
Tetra Tech
Thornton Tomasetti
WD Partners
Wood PLC
Woolpert Inc.

Pacific Islands

Black & Veatch
Corgan
DLZ Corp.

Where the 2024 Top 500 Design Firms Worked

Region Country Company

KPF Consulting Engineers
Kimley-Horn
Kleinfelder
Merrick & Co.
Parsons Corp.
Simpson Gumpertz & Heger
TRC Cos. Inc.
The Vertex Cos. Inc.
Thornton Tomasetti
Walker Consultants
Woolpert Inc.

Papua New Guinea

Burns & McDonnell
Day & Zimmermann
Fluor
Jensen Hughes
Tetra Tech

Timor Leste

Burns & McDonnell
Landrum & Brown Inc.
Miyamoto International
TYLin
Tetra Tech
Thornton Tomasetti

H. NORTH AFRICA

Algeria

EXP
HOK
Jensen Hughes
Langan
Perkins Eastman
TYLin
Thornton Tomasetti

Egypt

Arcadis North America
Beyer Blinder Belle Architects and Planners LLP
Black & Veatch
CDM Smith

Region Country Company

DLR Group
Day & Zimmermann
Gensler
HKS
HOK
Introba Inc.
Jensen Hughes
Kohn Pedersen Fox
Larson Design Group Inc.
Michael Baker International
Moffatt & Nichol
Orcutt | Winslow
Page
Parsons Corp.
Perkins Eastman
Perkins&Will
RATIO
Sargent & Lundy
Simpson Gumpertz & Heger
Skidmore Owings & Merrill
Syska Hennessy Group
Walker Consultants
Wood PLC

Ethiopia

Black & Veatch
DeSimone Consulting Engineers
Gensler
HDR
Langan
Rebel Design+Group

Libya

Magnusson Klemencic Associates

Morocco

Barr Engineering Co.
CHA Consulting Inc. (CHA)
Day & Zimmermann
Gensler
HKS
IPS-Integrated Project Services LLC
Introba Inc.
Jacobs Solutions Inc.

Where the 2024 Top 500 Design Firms Worked

Region Country Company

Langan
M3 Engineering and Technology Corp.
Perkins Eastman
Perkins&Will
Rebel Design+Group
Sargent & Lundy
SmithGroup
Stanley Consultants
TYLin
Tetra Tech

Niger

Affiliated Engineers Inc.
Cunningham
Day & Zimmermann
Ennead Architects LLC
GeoEngineers Inc.
HOK
Jensen Hughes
KPFf Consulting Engineers
KPFf Consulting Engineers
Langan
Moffatt & Nichol
Page
Populous
TRC Cos. Inc.
Thornton Tomasetti
WSP USA
Woolpert Inc.

Sub Sahara

Black & Veatch
Day & Zimmermann
Jensen Hughes
KPFf Consulting Engineers
Page
Thornton Tomasetti

Sudan

LEO A DALY
Magnusson Klemencic Associates
Thornton Tomasetti

Region Country Company

Tunisia

Ennead Architects LLC
HOK
Introba Inc.
KPFf Consulting Engineers
Langan
Sargent & Lundy
SmithGroup
Wood PLC

I. CENTRAL AND SOUTHERN AFRICA

Angola

Bechtel
Landrum & Brown Inc.
Moffatt & Nichol
Perkins&Will
TYLin
Wood PLC

Benin

Moffatt & Nichol

Botswana

Day & Zimmermann
Fluor
Thornton Tomasetti
WSP USA

Burkina Faso

Day & Zimmermann
HDR
KPFf Consulting Engineers
Langan
Page
Thornton Tomasetti

Cameroon

Arcadis North America
Black & Veatch
Day & Zimmermann
Jensen Hughes
Langan

Where the 2024 Top 500 Design Firms Worked

Region Country Company

Waldemar S. Nelson and Co. Inc.

Cape Verde Islands

Thornton Tomasetti

Congo

CHA Consulting Inc. (CHA)

Jensen Hughes

Thornton Tomasetti

D.R. Congo (Zaire)

KPFF Consulting Engineers

Page

Gabon

Bechtel

HDR

Magnusson Klemencic Associates

Ghana

Day & Zimmermann

Gensler

Ghafari Associates LLC

Jensen Hughes

Sargent & Lundy

Thornton Tomasetti

WSP USA

ZGF

Guinea

Bechtel

Burns & McDonnell

Fluor

GeoEngineers Inc.

KPFF Consulting Engineers

TYLin

WSP USA

Waldemar S. Nelson and Co. Inc.

Ivory Coast

EXP

Kenya

Black & Veatch

CHA Consulting Inc. (CHA)

Region Country Company

Corgan

Ennead Architects LLC

Jacobs Solutions Inc.

Jensen Hughes

KPFF Consulting Engineers

Perkins Eastman

Sargent & Lundy

Lesotho

CDM Smith

Day & Zimmermann

Liberia

Black & Veatch

Jacobs Solutions Inc.

Magnusson Klemencic Associates

Moffatt & Nichol

Perkins&Will

Malawi

Black & Veatch

CHA Consulting Inc. (CHA)

KPFF Consulting Engineers

Langan

Page

Thornton Tomasetti

Mozambique

Black & Veatch

Fluor

HDR

Moffatt & Nichol

Rebel Design+Group

Sargent & Lundy

TRC Cos. Inc.

Wood PLC

Rwanda

Black & Veatch

CRB

Day & Zimmermann

Senegal

Black & Veatch

Jacobs Solutions Inc.

Where the 2024 Top 500 Design Firms Worked

Region Country Company

Sierra Leone

Sargent & Lundy

South Africa

Arcadis North America

Black & Veatch

Burns & McDonnell

CDM Smith

Day & Zimmermann

Fluor

GEI Consultants Inc.

Gensler

HDR

Introba Inc.

Jacobs Solutions Inc.

Jensen Hughes

Kimley-Horn

Kohn Pedersen Fox

Populous

Ramboll

Sargent & Lundy

TRC Cos. Inc.

TYLin

Terracon Consultants Inc.

WSP USA

Walter P Moore

Wood PLC

Woolpert Inc.

Tanzania

CDM Smith

Perkins&Will

Rebel Design+Group

WSP USA

Uganda

Beyer Blinder Belle Architects and Planners LLP

Black & Veatch

Hatch Associates Consultants Inc.

Introba Inc.

Jensen Hughes

KPF Consulting Engineers

Langan

Page

Region Country Company

Perkins Eastman

TYLin

Thornton Tomasetti

Zambia

Fluor

Hatch Associates Consultants Inc.

Vanderweil Engineers

WSP USA

Zimbabwe

Coffman Engineers Inc.

Jensen Hughes

Langan

TLC Engineering Solutions

Thornton Tomasetti

J. ANTARCTIC/ARCTIC

Antarctic/Artic

M3 Engineering and Technology Corp.

Martin/Martin Inc.